



Wonder Ink[®]

NEW Children's Ministry Curriculum



Known by God

Loved by Jesus



Led by the Holy Spirit

I Am a Child of God





WELCOME TO WONDER INK!

This download consists of one introductory lesson for Early Childhood and Elementary age levels. Wonder Ink also has a Toddler Track not included in this preview.

- The Early Childhood lesson preview begins on [page 3](#).
- The Elementary lesson preview begins on [page 19](#).
- And don't forget to [download the .zip folder](#) containing a sample of the lesson resources!

We encourage you to view the [full scope and sequence here](#) and see how every Wonder Ink lesson is built to guide kids and leaders through the wonder of God. The 4 Lesson Steps are:

- **Curiosity**—A multi-sensory object lesson, STEM experiment, or group activity that sparks curiosity, encourages exploration, and gets kids thinking about the wonder of God.
- **Belief**—A deep and interactive dive into Scripture that guides kids into knowing God more deeply, exploring His Big Story, and marveling at His wonder.
- **Faith**—An intentional conversation that helps kids see the wonder of God's Story and how it connects to their own, emboldening their faith, and fostering a deeper understanding of their place in God's kingdom.
- **Identity**—An interactive response activity that ushers kids into worship and creates space for Him to remind them of these core truths: I am known by God, I am loved by Jesus, I am led by the Holy Spirit, and my life can tell of God's wonder.

And remember, Wonder Ink is a fully digital resource. You can experience all this, plus 4 more fully-resourced lessons per age level, [here](#).

Faith begins with wonder,

The Wonder Ink Team

LESSON 1

KNOWN, LOVED, LED

LESSON AT A GLANCE

WONDER TRUTH: My Life Can Tell of God's Wonder!

SCRIPTURE: 1 Corinthians 8; 15

GOD'S BIG STORY: God has always known, loved, and led His people. Though we haven't always followed faithfully, God has a plan to call us to Himself.

WORD OF WONDER: But whoever loves God is known by God. —1 Corinthians 8:3 (NIV)

CURIOSITY 15–20 minutes

Three options for interactive hands-on activities to help kids begin thinking about the wonder of God.

- Play Stations:
 - Wonder Shapes
 - Drawing in the Sand
 - Known, Loved, Led Coloring Sheet
- Curiosity Activity: Snap and Point
- Puppet Intro and Curiosity Questions
- Declaring God's Wonder



BELIEF 20 minutes

A deep and interactive dive into Scripture that guides kids into knowing God more deeply, exploring His big story, and marveling at His wonder.

- Prayer of Invitation
- Worship: Wonder Ink Theme Song
- God's Big Story: Known, Loved, Led
- Word of Wonder: 1 Corinthians 8:3

FAITH 15–20 minutes

An intentional interactive discussion that helps kids discover the wonder of God's story and how it connects to their own.

- Circle Time: Human Dominoes
- Craft: Known, Loved, Led Poster
- Game: Share the Wonder

IDENTITY 15–20 minutes

An interactive worship response activity that creates space for God to remind kids of these core truths: I am known, I am loved, I am led, and my life can tell of God's wonder.

- Worship Response: Wonder Wall
- Prayer and Blessing
- Closing Game: Known, Loved, Led Wonder Run

Wonder®@Home

Help families engage in the wonder of God together with a video, conversation starter, hands-on activities, and more designed just for them.



LESSON 1 FOR LEADERS

INVITATION

We invite you to pause, listen, and shift your gaze toward the Father ...

LESSON AT A GLANCE

WONDER TRUTH: My Life Can Tell of God's Wonder!

SCRIPTURE: 1 Corinthians 8; 15

WORD OF WONDER: 1 Corinthians 8:3

Oh, oh ... preparing this Wonder Ink lesson could be a challenge.

Not because it's a tough lesson to teach, but because the Wonder Truth isn't just for your kids.

It's for you too.

You'll share with kids the truth that, because they're known, loved, and led, their lives can tell of God's wonder. At first glance, there's not much challenge there. Of course, you're known by God—He made you. And of course, Jesus loves you—God is love. The challenge lay in the “led” part of the lesson.

Because you're only led if you're actually following.

Today, you'll touch on a few of the many times God's people lived defiantly rather than follow God's leading. Which raises the question: Where do you fit into that narrative?

Are you a fan of Jesus ... or a follower?

Following Jesus isn't a one-and-done decision. It's hourly as you choose how to handle conflicts, do a job, or spend a paycheck.

We point this out not to wag a finger in your direction but to remind you: we're praying for you ... and your kids. We're praying your lives will declare God's wonder because you're following Jesus faithfully, sharing His love joyfully, enjoying His presence constantly.

And we ask that you pray for us too.

We're on this journey of faith and discipleship together—and what a joy to travel with you.

—Mikal Keefer

Children's Ministry Volunteer

Contributor to Wonder Ink

DID YOU KNOW?

FOUNDATION BUILDING BLOCKS

WHO?

After meeting the risen Jesus, Paul became an apostle with a special mission to Gentiles (Gal 2:9). Paul, a Pharisee skilled in the interpretation of Israel's Scripture, teaches that God welcomes Jews and Gentiles alike, welcomes all who have faith.

WHAT?

Paul has a complex response to a social dilemma for Gentiles, whether Christians should avoid eating meat offered to idols in pagan ceremonies. Paul agrees that idols have no real existence (1 Cor 8:4), but he cares about any potential for misunderstanding.

WHERE?

Paul first established the church in Corinth (modern-day Greece), and his letters show that he exchanged correspondence with them and planned future visits (1 Cor 5:9; 16:5–9). The congregation of Corinth had many problems and divisions, as it was made up of recent converts from paganism.

WHEN?

The Corinthian church was founded during Paul's missionary travels (Acts 18:1, 11). Paul probably died in Rome before 65 AD, which makes 1 Corinthians likely to have been composed in the 50s. First Corinthians became especially well-known among Christians in the first and second centuries.

CONNECTING TO GOD'S BIG STORY

Paul saw the many difficulties within the Corinthian church, but he hoped their faith would be a testimony of God's covenant faithfulness. We know that the same God made a covenant with Abraham, came to earth as Jesus, and leads through the Holy Spirit. The one and only God had a plan all along!



LESSON 1 EARLY CHILDHOOD

Spark curiosity, encourage exploration, and get kids thinking about the wonder of God.

LESSON AT A GLANCE

WONDER TRUTH: My Life Can Tell of God's Wonder!

SCRIPTURE: 1 Corinthians 8; 15

WORD OF WONDER: 1 Corinthians 8:3

Play Stations

SUPPLIES: play dough (a few different colors), various shapes of dough cutters, sand, baking sheet or bin, coloring utensils, towel or tarp (optional), kinetic sand (optional)

Wonder Ink RESOURCES: [Coloring Sheets](#) (1 per kid)

Greet kids warmly as they arrive and briefly explain the play stations. Invite them to play at any of the play stations.

Welcome to church! While we're getting ready to start, you can play at any of these stations to help get ready for our lesson today. Do you have any ideas of what we'll be learning about today?

Play Station: Wonder Shapes

Set-up: Set out play dough and various shapes of cutters.

Play: Encourage the kids to shape the play dough into hearts or any shape that allows them to share or see God's wonder. It may be helpful for you to share examples of things they can make, such as hearts, people, the world, various things in nature, a Bible, or a happy face.

Play Station: Drawing in the Sand

Set-up: Set out a baking sheet or bin with a layer of sand. To keep the mess contained, you can set out a tarp or towel under the baking sheet. Instead of regular sand, you can also use kinetic sand.

Play: Encourage kids to draw pictures in the sand to show God's wonder. There are no right or wrong responses in this activity. The kids can draw anything that makes them think of how wonderful and amazing God is!

Play Station: Known, Loved, Led Coloring Sheet

Set-up: Set out the Coloring Sheets and coloring utensils.

Play: Let the kids color. The kids can also turn the sheet over and draw a picture of someone who knows and loves them.

Curiosity Activity: Snap and Point

Have one kid sit with eyes tightly closed while you stand behind the child.

Make It Inclusive!

For kids with hearing impairments, stand closer and make the sound louder or let them do the clapping rather than the listening.

We can tell where a sound starts by listening with our ears. When we close our eyes and sounds come to both our ears at the same time, it's harder for us to figure out where the sound starts. Let's do an activity to see if we can figure out where a sound started. I'm going to snap my fingers and the person sitting down will listen and point to where the sound started.

Start by snapping or clapping while standing a few feet away from the seated child, in a variety of positions and directions. Then snap or clap near alternating ears, and also in front of the kid and behind the child's ear. Each time you snap or clap, encourage the kid to point to where the sound started. Then carefully snap along a line that runs directly over the kid's head, front to back, equidistant from each ear.

Soon the guesses will occasionally be wildly inaccurate. **It was hard to tell where the sound was coming from! Not many people can accurately pinpoint the origin of a sound if it reaches both ears at precisely the same time.**

After watching your demonstration, have kids get in smaller groups and try the experiment with a leader clapping and snapping. For older kids, let them try to snap or clap.

When we don't know who we're following or whose voice we're listening to, we may go the wrong way. God gives us the Holy Spirit to lead us and help us become like Jesus! We can listen for Him and let Him lead us so our lives can tell of His wonder! We'll learn more about that today.

Puppet Intro and Curiosity Questions

Wonder Ink RESOURCES: [Tac the Cat Picture](#) or puppet, Shepherd Picture (optional)

For this section, you can use the cat picture provided, or a stuffed animal cat, or a cat hand puppet. To make Tac the Cat into your own stick puppet, cut out the picture and glue it to a craft stick.

Introduce the kids to Tac, the Curious Cat.


Leader: You may remember our friend Tac, the Curious Cat. He's always asking questions. He has a question for you. Are you ready?

Tac the Cat: Hi, kids! Do you remember me? I'm Tac. For anyone who can spell, my name is cat spelled backward! I'm always curious about everything. Do you know what it means to be curious? It means to think about things and ask questions. It's good to ask questions! I have something I've been curious about ... another cat was adopted into a family. What does that mean?

Leader: That's a great question. It means the cat has become a part of that family forever!

Tac the Cat: So if the cat does something wrong—like scratching the door—the cat will still be a part of the family?

Leader: Yes, adoption means being a part of the family no matter what! It reminds me of how God adopts us as His children when we follow Him.



Tac the Cat: I'm curious ... How can we become adopted into God's family?

Leader: When we ask Jesus to forgive our sins and trust Him as our Savior, we are adopted into the family of God and we become children of God.

Tac the Cat: That sounds amazing! What happens then?

Leader: Well, we get the Holy Spirit to live inside of us and lead us. The Holy Spirit changes us to help us become more like Jesus. As children of God, we have a part to play in God's story, and our lives can tell of His wonder! We'll hear more about this in our story today.

Tac the Cat: That sounds wonder-ful! I can't wait to hear more! I'm going to go find my cat friend and tell her this good news!

Have you ever been curious about something? Let's take a moment and think: have you ever heard the word adopted? Allow kids time to respond. What do you think it means to become a child of God? Allow kids time to respond. We are children of God, and we can share His wonder with the world! Let's find out more about what this means!

Today's Wonder Truth is MY LIFE CAN TELL OF GOD'S WONDER. Today, we'll discover this truth and learn how our lives can tell of God's wonder!

Declaring God's Wonder

Wonder Ink RESOURCES: Early Childhood Declaration [Video](#) or [Slide](#) (optional)

Show the Declaration Video or display the Declaration Slide and encourage the kids to say it with you and do the motions.

Let's say these words together.

Thank You, God, that You made me! (Kids repeat words and motions.)

Make prayer hands, then point up to God and to yourself.

And I am Your kid! (Kids repeat words and motions.)

Put your hands on your hips.

Jesus loves me so much, (Kids repeat words and motions.)

Spread your arms out wide to your side one at a time, then pull them in for a hug around your chest.

His love for me is big. (Kids repeat words and motions.)

Hold your arms up high and wide above your head.

The Holy Spirit leads me (Kids repeat words and motions.)

Bring your arms down from the sky, making a path in front of you.

And I can follow You. (Kids repeat words and motions.)

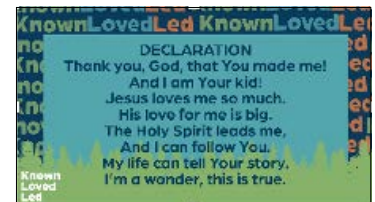
March like you're following the leader.

My life can tell Your story, (Kids repeat words and motions.)

Hold your hands in front of you like an open book.

I'm a wonder, this is true. (Kids repeat words and motions.)

Put your hands up, shaking your fingers, celebrating ("praise hands").





Curiosity

Belief

Faith

Identity

LESSON 1 EARLY CHILDHOOD

Guide kids into knowing God more deeply, exploring His big story, and marveling at His wonder.

LESSON AT A GLANCE

WONDER TRUTH: My Life Can Tell of God's Wonder!

SCRIPTURE: 1 Corinthians 8; 15

WORD OF WONDER: 1 Corinthians 8:3

Prayer of Invitation

Before entering into God's big story, lead kids in a prayer of invitation. Use the prayer here or your own words: **God, it's wonderful to be known and loved by You. Through Your Holy Spirit, You're always bringing us closer to You and shaping our lives. Help us hear from You today. We love You! In Jesus' name, Amen.**

Worship: Wonder Ink Theme Song

Wonder Ink RESOURCES: "Wonder Ink Theme Song" from the [Known, Loved, Led Early Childhood Spotify playlist](#)

Today, we'll learn about how we are known by God, loved by Jesus, led by the Holy Spirit, and our lives can tell of God's wonder. Let's sing about it! We can praise God as we declare that we are known, loved, and led, and we can share God's wonder!

Play the song "Wonder Ink Theme Song" from the [Known, Loved, Led Early Childhood Spotify playlist](#) and encourage the kids to sing and dance as they praise God.

God's Big Story

SUPPLIES: Bible

Hold up a Bible and show it to the kids. Tell them today's story comes straight from the Bible and is in the Book of Psalms, which is right in the middle of the Bible. Even if kids can't read, or don't have a Bible of their own, you can open the Bible and show them where to find the story.

Bible Time Rhyme

Say the Bible time rhyme (with motions) each week before the Bible story to remind kids that what they're about to hear is part of God's big story.

I open my Bible, and what do I see? (Hold your hands together, then open your palms, as if opening a book.)

God's big story, waiting for me! (Point to yourself.)

Let's start by reading part of God's big story from the Bible.

Read the God's Big Story Script provided or read 1 Corinthians 8 and 15 from the Bible.

GOD'S BIG STORY SCRIPT: KNOWN, LOVED, LED

Wonder Ink RESOURCES: [God's Big Story Video](#)

You're about to perform the play *Known, Loved, and Led*. Your job is to make faces that show the emotions of characters mentioned in the story. For instance, if I say, "sad," you'll show me your best sad faces. Do that now! Pause for kids to show their best sad faces, and you do the same.

And now, show those sad, boo-hoo faces to the people around you. Pause for kids to show each other their sad faces.

Excellent! I'll give you a thumbs-up signal when it's time to put on your best emotion faces, and we'll pause so you can show those faces to others.

Leader Tip: It pays to leave your dignity at the door. When you dive into an experience, you're inviting kids to join you there. If you lead the way, you'll get far greater participation than if you simply tell kids to do something that you won't do yourself. So have fun!

A long time ago, God chose a man named Abraham—who loved God—and his family to be set apart to bless the world. Through Abraham's family, everyone on earth would be blessed by God! I'll bet that made Abraham happy. Give the thumbs-up signal to the kids so they can show their best happy faces.

God kept His promise, but Abraham's family grew and grew, and God's chosen people didn't always follow God. They might have felt frustrated. Give the thumbs-up signal to the kids so they can show their best frustrated faces.

But God still had a plan to help His people and give all of us a way to be forgiven when we make wrong choices. God sent His Son, Jesus, to earth for us.

That calls for a happy face! Give the thumbs-up signal to the kids so they can show their best happy faces.

When Jesus was on the earth, His closest friends were called His disciples. How did they feel about knowing Jesus? Allow kids to respond. **They were excited!** Give the thumbs-up signal to the kids so they can show their best excited faces.

But when Jesus was unfairly arrested and sent to die, those friends were afraid. Give the thumbs-up signal to the kids so they can show their afraid faces.

But still, Jesus loved them. He loves all people! He loves us enough that He died for us, even when He didn't deserve to die. It's sad that Jesus died. Give the thumbs-up signal to the kids so they can show their sad faces.

Because Jesus died and then came back to life, we can be forgiven for the things we do wrong. We can have a relationship with God and become His children when we trust Jesus as our Savior! That's awesome news! Show me your best amazed faces! Give the thumbs-up signal to the kids so they can show their best amazed faces.

There's one true God, and Jesus shows exactly what God is doing. When we follow Jesus, we're following the God who knows us, loves us, and leads us into a new way of life.

When we follow Jesus, God sends the Holy Spirit to live in us and help us. The Holy Spirit wants to lead all of us in becoming the people we were created to be.

So get excited! Give the thumbs up signal to the kids so they can show their best excited faces.

When we're known by God, loved by Jesus, and led by the Spirit, everything changes! Sin and death no longer have any power over us. We can have hope! Give the thumbs up signal to the kids so they can show their best hopeful faces.

And when you're known, loved, and led by God, your life can tell of God's wonder!

Applaud for your actors and invite them to leap to their feet to take a bow.

VIEW THE GOD'S BIG STORY VIDEO



Connecting the Wonder Truth

Ask the following question to kids to help them connect the Wonder Truth to God's story:

Our Wonder Truth today is MY LIFE CAN TELL OF GOD'S WONDER! Where did you see our Wonder Truth in the story? Allow kids to answer freely.

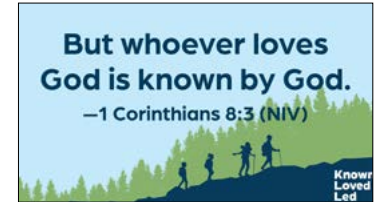
We know that the same God who called Abraham came to earth as Jesus, and also leads us through the Holy Spirit. God is three persons, but the one and only God had a plan for us all along. When we choose to follow Jesus, we are led by His Spirit and can tell the world of His wonder!

Word of Wonder

SUPPLIES: Bible, floor tape (optional)

Wonder Ink RESOURCES: [Word of Wonder Jump Sheet](#) (1 set per group); [Known, Loved, Led Word of Wonder Slide](#) (optional)

Ahead of time, print the Word of Wonder Jump Sheets, one copy per small group of kids.



WORD OF WONDER

But whoever loves God is known by God.

—from 1 Corinthians 8:3

Our verse reminds us we're known by God. That means we belong. You're made in His image, as His child. God knows me. Jesus loves me. The Holy Spirit leads me. God's amazing story changes my own. My story can show what God is like and how He is working in my life. When I choose to join God's amazing story, my story changes. I get to follow Jesus and listen to His Spirit. Because of God's story, I get to know who I truly am and who I was made to be—a wonder-filled example of God to the world.

Leader Tip: It's great when kids know the words of a passage—but it's far more important for them to understand the meaning. Debriefing with questions is one way to ensure understanding; don't skimp on the time you spend with questions!



Set out one set of sheets for each small group of kids. Lay them on the floor in order, close enough for kids to jump from one paper to another. If your floor is slippery, tape the papers to the floor using floor tape.

Encourage the kids to take turns jumping from paper to paper as you all say the verse together, saying one word at a time as a kid lands on each paper.

God is Creator of all. God is good, and He created us in His own image. We are known by God. Remember, He made you on purpose for a purpose, and He wants a relationship with you.

Encourage the kids to do the motions and say the verse with you.

- **BUT WHOEVER**—*Spread one arm out in front of you, palm up, toward others in the room.*
- **LOVES**—*Put your hands over your heart.*
- **GOD**—*Point up.*
- **IS KNOWN**—*Point to your head.*
- **BY GOD.**—*Point up.*
- **1 CORINTHIANS 8:3**— *Open your hands in front of you, like opening a book.*

Gather kids to discuss these questions:

- **What's something you want to be sure God knows about you?**
- **If you love God, why? What is it about God that you love?**



LESSON 1 EARLY CHILDHOOD

Help kids see the wonder of God's story and how it connects to their own story.

LESSON AT A GLANCE

WONDER TRUTH: My Life Can Tell of God's Wonder!

SCRIPTURE: 1 Corinthians 8; 15

WORD OF WONDER: 1 Corinthians 8:3

Circle Time: Human Dominoes

SUPPLIES: dominoes or wooden blocks (optional)

Gather the kids and have them stand in a circle.

Have you ever played with dominoes? Pause for answers. **When you line up dominoes next to each other and then push the first one over, they all fall down—one at a time, down the line. This is called a chain reaction. It reminds me of the chain reaction we're learning about today: when we're known by God, loved by Jesus, and led by the Holy Spirit ... our lives can tell of God's wonder! We can cause a reaction in others when our lives share God's wonder!**

Let's make our own chain reaction and pretend to fall like dominoes. I'll point to one person to be the leader, and that person will pretend to fall down while saying, "My life can tell of God's wonder!" Then the next person will pretend to fall and say the phrase, until everyone in the circle has had a chance. Be careful not to fall into someone else in the circle.

Point to the kids in the circle and encourage them to pretend to fall down (or actually fall down). If you have dominoes, let the kids set them up in a line and take turns knocking them over.

Leader Tip: For younger kids, point to each child when it is time to fall down.

This is one chain reaction that can spread all over the world! Your life can tell of God's wonder!

When the kids finish the domino activity, ask questions from the list.

DISCUSSION QUESTIONS

- Who, besides God and your family, knows you best?
- Who, besides God and your family, do you think loves you?
- What do you think you've done lately that tells of God's wonder?
- How does Jesus show He loves you?
- If you love God, why? What is it about God that you love?
- What's one way you show God you love Him?
- What is one way you can share God's wonder?

Invite kids to share prayer requests and praises and to pray for each other. Some kids may not be comfortable praying out loud. That's OK! Encourage them to pray silently and thank God for knowing us, loving us, and leading us. God hears all our prayers!

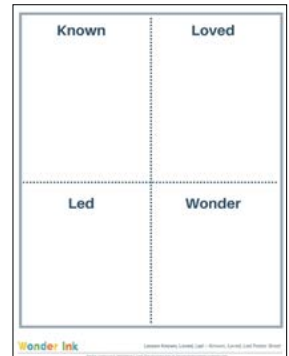
Craft: Known, Loved, Led Poster

SUPPLIES: coloring utensils

Wonder Ink RESOURCES: [Known, Loved, Led Poster Sheets](#) (1 per kid); “Who You Say I Am” from the [Known, Led, Loved Early Childhood Spotify playlist](#)

Before kids arrive, print the Known, Loved, Led Poster Sheets (one for each kid). Set out coloring utensils. Encourage the kids to draw in each box according to the prompt. As they draw, play the song “Who You Say I Am” from the [Known, Led, Loved Early Childhood Spotify playlist](#).

In the boxes, tell the kids to draw ...



- **Known:** something God knows about you
- **Loved:** a way Jesus shows His love for you
- **Led:** a way the Holy Spirit has led you
- **Wonder:** a way your life can show God’s wonder

Because God knows you, Jesus loves you, and the Holy Spirit leads you, you get to be a wonder-filled reflection of God to the world. The Bible tells us we are fearfully and wonderfully made, knit together by a loving God who knows all about us and loves every inch of us. He delights in us, and we can celebrate His wonder!

I get to be part of God’s story, and my life tells of God’s wonder. Take your pictures home as a reminder that you are known, led, and loved, and your life can tell of God’s wonder!

Game: Share the Wonder

Let’s play a game to help us think about how we can share God’s wonder through our lives! What do you think it means to help others to know Jesus too? Allow the kids to respond. When you are led by the Holy Spirit, He can lead you to share His story with others so they can know about God. Is it easy for you to follow? Is it easy for you to lead others? Allow the kids to respond. Let’s practice leading, following, and sharing in this game.

Have the kids form two lines and stand together on one side of the room. Whisper instructions to the first kid in each line and encourage that kid to follow the directions without talking. The next kid in line will follow the directions of the first child without hearing the specific instructions—the child will only know what to do by watching and following the example of the first child. Each child in line will do the same. To make it harder, have all the kids close their eyes or turn their backs except the next child in line.

Use the following directions, or make up your own:

- **Crawl to the other end of the room and back.**
- **Walk with a toy on your head to the other end of the room and back.**
- **Pretend to build a tower with invisible bricks.**

- Pretend to drive a race car in a race around the room and end back at your line.
- Pretend you're walking at the zoo looking at animals.
- Do the Hokey Pokey in the middle of the room.

At the end, the first child can act out the original instructions while all the kids watch. **While it may have been hard to lead or follow in this game, God gives us help as we follow Him each day! When we follow God, He gives us the Holy Spirit to lead us. As we are led by the Spirit, we can share God's story with others. You get to be a part of God's story and tell of His wonder!**

Let's play the game again! But this time, when it's your turn to follow directions, think of one way your life can share God's wonder, and act it out!



Curiosity

Belief

Faith

Identity

LESSON 1 EARLY CHILDHOOD

Create space for God to remind kids they are known, loved, led, and their lives can tell of God's wonder.

LESSON AT A GLANCE

WONDER TRUTH: My Life Can Tell of God's Wonder!

SCRIPTURE: 1 Corinthians 8; 15

WORD OF WONDER: 1 Corinthians 8:3

Worship Response: Wonder Wall

SUPPLIES: sticky notes (1 per kid), coloring utensils

Wonder Ink RESOURCES: "Your Great Name" from the [Known, Loved, Led Early Childhood Spotify playlist](#)

Gather kids together. **Because God knows, loves, and leads us, our lives can tell of God's wonder. But how? What does living a life that shows God's love to others look and sound like?**

As we listen to some music, think about those questions. How can your life tell of God's wonder? What can that look like? How does God want to lead you to show His love in the world? Then draw your answers on your sticky note. When you're finished, put your sticky note on the Wonder Wall and stop and pray as you stick it to the wall. Ask God to show you how your life can tell of His wonder and see if He brings something to mind.

Give each kid a sticky note and coloring utensils. Encourage them to pray and listen as you play the song "Your Great Name" from the [Known, Loved, Led Early Childhood Spotify playlist](#). Encourage kids to draw how their lives can share God's wonder. When they finish, have them stick their notes to a wall.

Make It Inclusive!

Some kids may have physical or emotional issues that limit their ability to interact with the world. If that's the case and you see a child struggling, lean close and help them discover that God can shine His wonder through us all.

When we follow God, we're worshiping Him. We're saying with our words and actions that He is amazing, and we're asking Him to shine through us into the world. Our sticky notes are spread out across this wall. As we look at all of them, let's pray and ask God to help us share His love with the world.

Prayer and Blessing

Ask kids to look at the wall and join you in saying the Word of Wonder aloud—while joining in on the motions. Remind kids that they're known, loved, and led by God, and they can know and love God as well.

Let's pray and talk to God and thank Him for how He knows us, loves us, and leads us.

God, thank You for Your great love for us. Thank You for knowing us and giving us the Holy Spirit to lead us. Lead us to become more like You and share Your wonder every day. In Jesus' name, Amen.

Encourage the kids to hold their hands out in front of them, with palms up, as if their hands were open to receive something. Tell them to listen and receive the blessing as you speak it over them.

Blessing: God knows you, through and through. He loves you with a love that's deep, wide, and strong—stronger than life itself. May God help you always follow Him joyfully, today and all your days. Go with God and let your life share His wonder with the world.

Closing Activity: Known, Loved, Led Wonder Run

SUPPLIES: painter's tape

Wonder Ink RESOURCES: [Wonder Wall Sheets](#) (1 set)

Print the Wonder Wall Sheets and tape one sheet to each wall in your room. Read the statements to the kids and encourage them to run to the wall that best fits with each statement.



We've been learning we are known by God, loved by Jesus, led by the Holy Spirit, and that our lives can tell of God's wonder. Let's think about what those things mean in our lives today. Listen as I read a statement and run to the wall you think the statement goes with: known, loved, led, or wonder.

The focus is less on getting a "right" answer than on helping the kids be curious and explore how they are known, led, loved, and how they can share God's wonder. Encourage discussion and sharing as they are playing the game.

Point to each wall and the sign on it and tell the kids what word each wall represents.

Read the bulleted statements, either in the order they're listed, or in a varied order, and encourage the kids to run to the wall they feel each statement best fits.

KNOWN

- God knows everything about me.
- God made me in His image.
- I belong in God's family.

LED

- The Holy Spirit helps me do the right thing.
- The Holy Spirit gives me wisdom.
- The Holy Spirit helps me become more like Jesus.

LOVED

- Jesus died on the cross because He loves me.
- Jesus forgives my sins.
- I am loved by Jesus.

WONDER

- My life can tell others about God.
- I can be a part of God's story and share His wonder with the world.

LESSON 1

KNOWN, LOVED, LED

LESSON AT A GLANCE

WONDER TRUTH: Because I Am Known, Loved, and Led, My Life Can Tell of God's Wonder

SCRIPTURE: 1 Corinthians 8; 15

GOD'S BIG STORY: God has always known, loved, and led His people. Though we haven't always followed faithfully, God has a plan to call us to Himself.

WORD OF WONDER: But whoever loves God is known by God. —1 Corinthians 8:3 (NIV)

CURIOSITY 15 minutes • Large Group or Small Group

An object lesson, experiment, or activity that sparks curiosity, encourages exploration, and gets kids thinking about the wonder of God.

- Welcome Question: Who, besides God and your family, knows you best? Who, besides God and your family, do you think loves you? Who, besides God, would you follow—no questions asked and no matter what?
- Curiosity Questions
- STEM Experiment: Snap and Point
- Declaring God's Wonder



BELIEF 25–35 minutes • Large Group

A deep and interactive dive into Scripture that guides kids into knowing God more deeply, exploring His big story, and marveling at His wonder.

- Prayer of Invitation
- God's Big Story: Hear It, Watch It, Experience It!
- Connecting the Wonder Truth
- In Awe of God's Wonder
- Word of Wonder: 1 Corinthians 8:3

FAITH 15 minutes • Small Group

An intentional conversation that helps kids see the wonder of God's story and how it connects to their own, emboldening their faith and fostering a deeper understanding of their place in God's kingdom.

- Word of Wonder Activity
- Discussion Questions for Younger and Older Kids
- Small Group Prayer Time

IDENTITY 10 minutes • Large Group or Small Group

An interactive worship response activity that creates space for God to remind kids of these core truths: I am known, I am loved, I am led, and my life can tell of God's wonder.

- Responding in Worship: Wonder Wall Collage Creation
- Blessing Your Kids

Wonder®@Home

Help families engage in the wonder of God together with a video, conversation starter, hands-on activities, and more designed just for them.

INVITATION

We invite you to pause, listen, and shift your gaze toward the Father ...

LESSON AT A GLANCE

WONDER TRUTH: Because I Am Known, Loved, and Led, My Life Can Tell of God's Wonder

SCRIPTURE: 1 Corinthians 8; 15

WORD OF WONDER: 1 Corinthians 8:3

Uh, oh ... preparing this Wonder Ink lesson could be a challenge.

Not because it's a tough lesson to teach, but because the Wonder Truth isn't just for your kids.

It's for you too.

You'll share with kids the truth that, because they're known, loved, and led, their lives can tell of God's wonder. At first glance, there's not much challenge there. Of course, you're known by God—He made you. And of course, Jesus loves you—God is love. The challenge lies in the “led” part of the lesson.

Because you're only led if you're actually following.

Today you'll touch on a few of the many times God's people lived defiantly rather than follow God's leading, which raises the question: Where do you fit into that narrative?

Are you a fan of Jesus ... or a follower?

Following Jesus isn't a one-and-done decision. It happens hourly as you choose how to handle conflicts, do a job, or spend a paycheck.

We point this out not to wag a finger your direction but to remind you that we're praying for you ... and your kids. We're praying your lives will declare God's wonder because you're following Jesus faithfully, sharing His love joyfully, and enjoying His presence constantly.

And we ask that you pray for us too.

We're on this journey of faith and discipleship together—and what a joy it is to travel with you.

—Mikal Keefer

Children's Ministry Volunteer

Contributor to Wonder Ink

DID YOU KNOW?

FOUNDATION BUILDING BLOCKS

WHO?

After meeting the risen Jesus, Paul became an apostle with a special mission to Gentiles (Gal 2:9). Paul, a Pharisee skilled in the interpretation of Israel's Scripture, teaches that God welcomes Jews and Gentiles alike, welcomes all who have faith.

WHAT?

Paul has a complex response to a social dilemma for Gentiles, whether Christians should avoid eating meat offered to idols in pagan ceremonies. Paul agrees that idols have no real existence (1 Cor 8:4), but he cares about any potential for misunderstanding.

WHERE?

Paul first established the church in Corinth (modern-day Greece), and his letters show that he exchanged correspondence with them and planned future visits (1 Cor 5:9; 16:5–9). The congregation of Corinth had many problems and divisions, as it was made up of recent converts from paganism.

WHEN?

The Corinthian church was founded during Paul's missionary travels (Acts 18:1, 11). Paul probably died in Rome before 65 AD, which makes 1 Corinthians likely to have been composed in the 50s. First Corinthians became especially well-known among Christians in the first and second centuries.

CONNECTING TO GOD'S BIG STORY

Paul saw the many difficulties within the Corinthian church, but he hoped their faith would be a testimony of God's covenant faithfulness. We know that the same God made a covenant with Abraham, came to earth as Jesus, and leads through the Holy Spirit. The one and only God had a plan all along!

Large Group or Small Group

Spark curiosity, encourage exploration, and get kids thinking about the wonder of God.

LESSON AT A GLANCE

WONDER TRUTH: Because I Am Known, Loved, and Led, My Life Can Tell of God's Wonder

SCRIPTURE: 1 Corinthians 8; 15

WORD OF WONDER: 1 Corinthians 8:3

Series Bumper Video

Introduce kids to the Known, Loved, Led series by playing the [Known, Loved, Led Series Bumper Video](#).

Welcome Question

SUPPLIES: paper, colored pencils, whiteboard (optional), dry-erase marker (optional)

Wonder Ink RESOURCES: [Known, Loved, Led Welcome Questions Slide](#)

Before kids arrive, display the Known, Loved, Led Welcome Questions Slide or write the following questions on a whiteboard:

- Who, besides God and your family, knows you best?
- Who, besides God and your family, do you think loves you?
- Who, besides God, would you follow—no questions asked and no matter what?

Set out paper and colored pencils.

As kids arrive ...

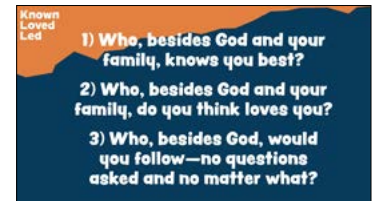
As kids arrive, greet each of them by name and with a high five. Make sure they know they're welcome and that you've looked forward to seeing them. Point them to the Welcome Questions and the paper and colored pencils. Read the questions aloud to all the kids. Have kids share their answers with a partner. If kids are more comfortable, have them write or draw their answers.

Use one of the countdown videos provided and then show it every week two minutes before your official start time.

At your start time ...

Have kids sit; then ask for volunteers to share their answers to one or more of the Welcome Questions. Ensure participation by recruiting a few "volunteers" as they arrive; this gets your time together off to a lively start! Your volunteers can show their art or answer the questions verbally.

Today we'll discover how, when you let God know, love, and lead you, your life can tell of God's wonder. But before we jump into today's lesson, it's time to be curious ...



Curiosity Questions

Pose the following “I’m Curious” questions. Say, “I’m curious ...” before each question and give kids a chance to think about and answer each one. After each question, consider having kids share their ideas with a neighbor before you call on one or two of them to share with the group.

I’m curious ...

- How does it feel knowing that God knows everything about you? Why?
- When it comes to following someone else, what makes it hard or easy?

STEM Experiment: Snap and Point

Wonder Ink RESOURCES: [Snap and Point Slide](#); [Known, Loved, Led Wonder Truth Slide](#)

Have one kid sit with his eyes tightly closed, then stand behind him.

Explain that you’ll snap your fingers, and the seated kid will then need to point to where the sound is originating. Snap (or clap) near alternating ears and also in front of, over, and behind the kid’s head. Then carefully snap along a line that runs directly over the kid’s head, front to back, equidistant from each ear.



Soon the kid’s guesses will occasionally be wildly inaccurate. Few people can accurately pinpoint the origin of a sound if it reaches both ears at precisely the same time.

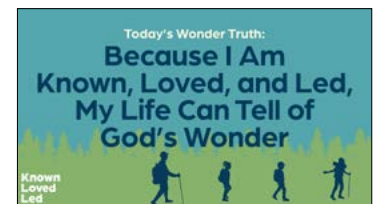
After watching your demonstration, have kids pair up and try the experiment. Be sure each partner gets a turn snapping (or clapping) and also pointing.

Leader Tip: For Younger Kids. Snapping your fingers can be very hard to do, and it takes practice. Consider modifying the experiment by clapping your hands instead of snapping your fingers.

Following this experiment, gather kids and continue.

We detect the source of a sound partly by determining which ear hears the sound first. Visual clues help too. Closing our eyes and having sounds hit both our ears at the same time short-circuits some of our ability to figure out where a sound is coming from.

Sometimes when we’re led by our own ideas of what’s true, we’re led astray. But when we follow God’s lead, good things happen for us. Display the Known, Loved, Led Wonder Truth slide. **Today’s Wonder Truth is “Because we’re known, loved, and led, our lives can tell of God’s wonder.” That’s true! So, let’s explore that truth further ...**



Declaring God's Wonder

Wonder Ink RESOURCES: [Known, Loved, Led Declaration Slide](#)

Display the Known, Loved, Led Declaration Slide. Read each line boldly and invite kids to repeat after you.

Thank You, God, that You are good! (Kids repeat.)

You made me on purpose, for a purpose. (Kids repeat.)

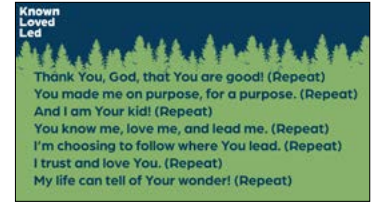
And I am Your kid! (Kids repeat.)

You know me, love me, and lead me. (Kids repeat.)

I'm choosing to follow where You lead. (Kids repeat.)

I trust and love You. (Kids repeat.)

My life can tell of Your wonder! (Kids repeat.)



Large Group

Guide kids into knowing God more deeply, exploring His big story, and marveling at His wonder.

LESSON AT A GLANCE

WONDER TRUTH: Because I Am Known, Loved, and Led, My Life Can Tell of God's Wonder

SCRIPTURE: 1 Corinthians 8; 15

WORD OF WONDER: 1 Corinthians 8:3

Prayer of Invitation

Before entering into God's big story, lead kids in a prayer of invitation. Use the prayer here or your own words: **God, how wonderful to be known and loved by You. Through Your Holy Spirit, You're always drawing us closer to You, always shaping our lives. We're open to what You have for us to learn and willing to do what You have for us to do. We love You! In Jesus' name, Amen.**

God's Big Story

Hear It, Watch It, Experience It!

This lesson includes three opportunities for your kids to enter the story—each one reinforces the others! **HEAR** it read directly from the Bible. **WATCH** it in a video. **EXPERIENCE** it through the live script.



SUPPLIES: Bibles (1 per kid)

Wonder Ink RESOURCES: [Known, Loved, Led Title Slide](#); [Known, Loved, Led God's Big Story Video](#)

Have kids turn to the Table of Contents in their Bibles. Point out that when they read Romans through Jude, they're reading letters written to help young churches know they're known, loved, and led by God. Then ask kids to turn to 1 Corinthians 8:3, using the Table of Contents if needed. **Let's start by reading part of God's big story directly from the Bible. Afterward, we'll watch and experience more of the story!** Reading directly from the Bible helps kids know you're not just sharing your own thoughts; you're sharing the Word of God. Read 1 Corinthians 8:2–6; 15:21–28, 53–55. Have kids echo back to you several times the two phrases of today's Word of Wonder passage: "But whoever loves God" and "is known by God." Then do one or both of the following:

- View the [Known, Loved, Led God's Big Story Video](#)
- Use the following Known, Loved, Led Experience It! Script

LESSON 1 **KNOWN, LOVED, LED** **EXPERIENCE IT! SCRIPT**

Explain to kids that they're now officially part of the All-Star Shoulders-Up Theater Troupe, a famous bunch of actors who do plays using only their faces.

By the way, you're part of the troupe too. As you signal kids to show various emotions on their faces, you do the same.

You're about to perform the play *Known, Loved, and Led*. Your job is to make faces that show the emotions of characters mentioned in the story. For instance, if I say "sad," you'll show me your best sad faces. Do that now! Pause for kids to show their best sad faces, and you do the same.

And now, show those sad, boo-boo faces to the people around you. Pause for kids to show each other their sad faces.

Excellent! I'll give you a thumbs up signal when it's time to put on your best emotion faces, and we'll pause so you can show those faces to others. I know you haven't had time to rehearse, but, as they say, the show must go on!

Leader Tip: It pays to leave your dignity at the door. When you dive into an experience, it invites kids to join you there. Leading the way gets far greater participation than if you simply tell kids to do something that you won't do yourself. So have fun!

A long time ago, lots of people believed the world was ruled by many false gods. When things went well, those people thought the gods must be pleased, so the people were happy. Give the thumbs up signal to the kids, and they will show their best happy face.

When things went badly—like when the crops didn't grow—people thought the gods were angry. Give the thumbs up signal to the kids, and they will show their best angry face.

But then the one true God spoke to a man named Abraham. I'm guessing Abraham was shocked! Give the thumbs up signal to the kids, and they will show their best shocked face.

Why? Because Abraham didn't know a God named Yahweh, but the one true God knew him. And the one true God knew that people weren't obeying Him. They'd turned away from Him, but God had a plan.

First, God chose Abraham's family to be set apart to bless the world. Through Abraham's family, every family on earth would be blessed by God! I'll bet that made Abraham proud. Give the thumbs up signal to the kids, and they will show their best proud face.

And maybe it also made him a little scared. Give the thumbs up signal to the kids, and they will show their best scared face. **After all, that's a lot of pressure!**

The one true God taught Abraham's family a special prayer to help them remember they were set apart: "The LORD is our God. The LORD is the one and only God" (Deuteronomy 6:4b NIV). They weren't supposed to worship any other gods (who weren't real anyway).

But even Abraham's family didn't always follow God. Time and again, they fell back into worshipping false gods. They weren't able to keep all God's commandments. Their actions didn't show God to the world.

Maybe they felt guilty. Show me your best guilty face. Give the thumbs up signal to the kids, and they will show their best guilty face.

Or maybe they were embarrassed. Show me your embarrassed face. Give the thumbs up signal to the kids, and they will show their best embarrassed face.

Or maybe they felt guilty and embarrassed at the same time. Show me that face. Give the thumbs up signal to the kids, and they will show their best combined guilty and embarrassed face.

However they felt, God's plan wasn't going to fail. In the person of Jesus, God came down from heaven to earth. Jesus was the perfect image of God to the world, showing us that God loves the world.

That calls for a happy face! Give the thumbs up signal to the kids, and they will show their best happy face.

Actually, that calls for more than just happy. It calls for a joyful face! Give the thumbs up signal to the kids, and they will show their best joyful face.

When Jesus was on earth, His closest friends were a group of a dozen disciples. How did they feel about knowing Jesus? Allow kids to respond. **They were excited!** Give the thumbs up signal to the kids, and they will show their best excited face.

But when Jesus was unfairly arrested and sent to die, those same friends all ran away. They were afraid. Give the thumbs up signal to the kids, and they will show their afraid face. **More than afraid—they were terrified!** Give the thumbs up signal to the kids, and they will show their terrified face.

But still Jesus loved them. He loved them enough to die for them ... and for us. Jesus' sacrifice covered all human sin and made it possible for us to be forever friends with God.

That's awesome news! Show me your best awestruck faces! Give the thumbs up signal to the kids, and they will show their best awestruck face.

And there's more good news: Jesus didn't stay dead! The Spirit of God raised Jesus from the dead, and now Christians can pray a new prayer: "But for us there is only one God. He is the Father. All things came from him, and we live for him. And there is only one Lord. He is Jesus Christ. All things came because of him, and we live because of him" (1 Corinthians 8:6 NIV).

There's one true God, and Jesus shows exactly what God is doing. When we follow Jesus, we're following the God who knows us, loves us, and leads us into a new way of life.

Maybe changing how you live makes you a little nervous. Give the thumbs up signal to the kids, and they will show their best nervous face.

Maybe following God into something new has you worried. Give the thumbs up signal to the kids, and they will show their best worried face.

Or maybe you're just curious. Give the thumbs up signal to the kids, and they will show their best curious face.

Well, you don't need to be nervous or worried. Give the thumbs up signal to the kids, and they will show their best nervous and worried faces. **You're not alone in this "new life" thing. The Spirit of God was leading Jesus as He gave His life for His friends. And the Holy Spirit wants to lead all of us in becoming the people we were created to be.**

So, get excited! Give the thumbs up signal to the kids, and they will show their best excited face.

When we're known by God, loved by Jesus, and led by the Spirit, everything changes! Sin and death no longer have any power over us. We're no longer helpless. Give the thumbs up signal to the kids, and they will show their helpless face.

Instead, we're hopeful! Give the thumbs up signal to the kids, and they will show their hopeful face.

We can be transformed, free to live as God intends for us to live. And when you're known, loved, and led by God, your life can tell of God's wonder!

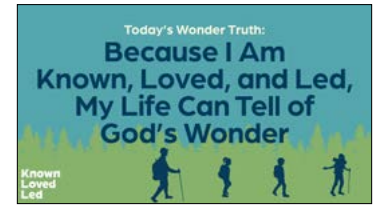
Applaud your actors—and invite them to leap to their feet to take a bow.

Connecting the Wonder Truth

Wonder Ink RESOURCES: [Known, Loved, Led Wonder Truth Slide](#)

Display the Known, Loved, Led Wonder Truth Slide. Pose the following question to kids to help them connect the Wonder Truth to God's big story:

Our Wonder Truth today is **BECAUSE I AM KNOWN, LOVED, AND LED, MY LIFE CAN TELL OF GOD'S WONDER. Where did you see our Wonder Truth in the story?** Allow kids to answer freely.



The same God called Abraham, came to earth as Jesus, and leads through the Holy Spirit. This might sound strange because God is so different from us or anyone else. God is three persons, but the one and only God had a plan for us all along. When we choose to follow Jesus, we are led by His Spirit and can tell the world of His wonder!

Leader Tip: God is three persons but still one God: Father, Son, and the Holy Spirit. We call this the *Trinity*. God gives the Holy Spirit as a gift to every Jesus follower. As followers of Jesus, the Holy Spirit lives in us and is everywhere we are!

In Awe of God's Wonder

Spend a few moments allowing kids to think about the wonder of God's story, ask questions, and simply be in awe of Him!

What do you think you've done lately that tells of God's wonder or that shows you love Him and follow His ways? Is there any corner of your life—your temper, for instance—that you'd like to better reflect God's wonder? Allow kids time to respond. Pause to let them think and share.

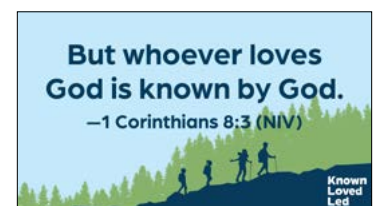
Thank God for His Holy Spirit, who helps you show His wonder ... and ask for help where you could use it.

Word of Wonder

SUPPLIES: Bibles (1 per kid)

Wonder Ink RESOURCES: [Word of Wonder Slide](#)

Our Word of Wonder is 1 Corinthians 8:3. It's true that we're known, loved, and led by God. It's also true that we can love God in return—and when we do, that's when our relationship with Him deepens and grows. Let's read the Word of Wonder together now.



Leader Tip: For Younger Kids. Pair your non-readers with readers who'll be able to show how to use a Bible's Table of Contents. This helps older kids serve and younger kids discover that it's not impossible to find passages in the Bible.

As you put the Word of Wonder slide on the screen, have kids open their Bibles to the Table of Contents and then to 1 Corinthians 8:3. Ask kids to stand and join you as you read the passage aloud five times. After each reading, have kids shake hands with at least two other people, as if they're adults greeting people they know. If you have a large group of kids, tell them not to shake the hands of anyone twice until they've shaken the hands of everyone once.

For an optional discussion, gather kids to talk about these questions:

- **Some people say the more you know about God, the better you know Him. Others say the more you love Him, the better you know Him. What do you think?**
- **If God were to suddenly appear in your room, what would you say to Him?**

Small Group

Help kids see the wonder of God's story and how it connects to their own story.

LESSON AT A GLANCE

WONDER TRUTH: Because I Am Known, Loved, and Led, My Life Can Tell of God's Wonder

SCRIPTURE: 1 Corinthians 8; 15

WORD OF WONDER: 1 Corinthians 8:3

Divide your group into smaller groups based on age. If your group is already small, stay together for this time. Allow 3–5 minutes at the end of this FAITH time for kids to pray with and for each other.

Word of Wonder Activity

Wonder Ink RESOURCES: [Word of Wonder Slide](#)

Display the Word of Wonder Slide. Teach your small groups the following movements to accompany the Word of Wonder. When saying “But whoever loves God,” place your hands over your heart. When saying “is known by God,” stretch your hands over your head toward the sky as though toward heaven.



It's easy to get busy in life and put aside our friendship with God as we think about other things. But when we love someone, we think about that person often. And what's true with friends is true with God.

Explain that small groups will stand and then slowly start walking in small circles. Every time you call out something that might make people too busy to remember they love God, kids will stop and recite the verse, doing the motions. Then they'll reverse direction until you again call something out.

Leader Tip: It's great when kids know the words of a passage—but but it's far more important for them to understand the meaning. Debriefing with questions is one way to ensure understanding; don't skimp on the time you spend with questions!

Items you might call out include: doing homework, hanging with friends, watching TV, playing video games, cleaning the cat's litter box, eating a snack, reading a book, and riding in a car.

Finish by having kids recite the verse one last time together before being seated.

WORD OF WONDER

But whoever loves God is known by God.

—1 Corinthians 8:3 (NIV)

But whoever loves God is known by God.

—1 Corinthians 8:3 (NirV)

Questions: Younger Kids

- **What's something you want to be sure God knows about you?** After they share, assure kids that God knows everything about them, including the thing they shared!
- **God made a promise to Abraham and kept it. What's a promise God has made to you? Why do you think He will—or won't—keep it?**
- **Following Jesus means loving and obeying Him. What's one way you follow Jesus?**
- **If you love God, why? What is it about God that you love?**
- **What's one way you show God you love Him?**
- **How is loving God the same as loving a friend or family member? How is it different?**

I love that God knows, loves, and leads us ... and that we can know and love Him too! Let's thank God for His love and ask Him to help us follow Him. Let's pray together now.

Prayer Time: Younger Kids

Encourage kids to praise God, ask for help, and pray for one another. Consider starting your prayer time by having kids fill in the blank: **Thank You for listening as we tell You _____.**

WORD OF WONDER

But whoever loves God is known by God.

—1 Corinthians 8:3 (NIV)

But whoever loves God is known by God.

—1 Corinthians 8:3 (NirV)

Questions: Older Kids

- **In Abraham's day (and ours) some people worshiped idols. Why do you think they did (or do) that?**
- **God made a promise to Abraham and kept it. What's a promise God has made to you? Why do you think He will—or won't—keep it?**
- **As followers of Jesus, we get to love Him and do what He did! What is one thing Jesus did that you also do?**
- **What's something you want to be sure God knows about you?** After they share, assure kids that God knows everything about them, including the thing they shared!
- **How is loving God the same as loving a friend or family member? How is it different?**
- **How would you like your life to show God's wonder?**

Make It Virtual!

Modify this activity for your virtual ministry by reading the questions to older kids and inviting them to type their answers into the chat feature or share aloud using webcams and microphones.

Because God knows, loves, and leads you, you'll never have to tackle the tough stuff in life alone. Let's thank God for His love and ask Him to help us follow Him. Let's pray together now.

Prayer Time: Older Kids

Encourage kids to praise God, ask for help, and pray for one another. Consider starting your prayer time by having kids fill in the blank: **Thank You for listening as we tell You _____.**

Large Group or Small Group

Create space for God to remind kids they are known, loved, led, and their lives can tell of God's wonder.

LESSON AT A GLANCE

WONDER TRUTH: Because I Am Known, Loved, and Led, My Life Can Tell of God's Wonder

SCRIPTURE: 1 Corinthians 8; 15

WORD OF WONDER: 1 Corinthians 8:3

Responding in Worship: Wonder Wall Collage Creation

SUPPLIES: paper (1 per kid), markers, painters' tape

Wonder Ink RESOURCES: [Responding in Worship Slide](#); [Known, Loved, Led Elementary Spotify playlist](#)

Gather kids together. Display the Responding in Worship Slide. Distribute paper and markers to kids. **Because God knows, loves, and leads us, our lives can tell of God's wonder. But how? What does living a life that reflects God's love look and sound like?**

As we listen to some music, I want you to think about those questions and ask them to God. How can your life tell of God's wonder? What can that look like? How does God want to lead you to show His love in the world? Then draw your answers on your paper. When you are finished, we will tape up our drawings on the wall. You'll have five minutes to create your drawing, so don't rush. Ask God how your life might tell of His wonder and see whether He brings something to mind. If so, great. If not, that's OK too. You're asking the right question, and He might choose to answer later. For now, draw something you're sure honors God and helps others see how wonderful He is.

Using the [Known, Loved, Led Elementary Spotify playlist](#), play music as kids draw. Allow kids to each draw something that shows how they think God might be leading them to shine God's wonderful love out into the world. It may be something they can do when they're grown up, like start an orphanage in a faraway place. Or it may be something they can do in the next week, like grab a game and go visit kids in a nearby hospital. Tell kids to bring their completed drawings to you so you can create a collage of drawings on the wall. Position the pictures where kids can reach them for the next part of this activity.

Once drawings have been completed and your collage created, ask kids to stand with you in front of your wall.



Make It Inclusive!

Some kids may have physical or emotional issues that limit their ability to interact with the world. If that's the case and you see a child struggling, lean close and help her discover that God can shine His wonder through us all. Those who can't help a neighbor with yard work can change the world as a prayer warrior. Help your kids see the possibilities of how God can use them.

When we follow God, we're worshipping Him. We're saying with our words and actions that He is worthy of our love and obedience. And we're asking Him to shine through us into the world. Please go to the wall and place one hand on a drawing that's not your own.

Once kids are in position, pray aloud.

God, only You know whether all the things on this wall will happen. You may lead us in different directions than what we're thinking about right now. But please see our hearts—we want to be known, loved, and led by You. So whatever You've got for us in the days and years ahead, we're ready to follow. Be with us on this journey, God. In Jesus' name, Amen.

Blessing Your Kids

Wonder Ink RESOURCES: [Known, Loved, Led Blessing Slide](#)

Ask kids to step back from the wall and join you in saying aloud the Word of Wonder—including using the motions. Remind kids that they're known, loved, and led by God, and they can know and love God as well. Ask kids to remain standing as they receive the day's blessing. Display the Known, Loved, Led Blessing Slide.



Blessing: God knows you, through and through. He loves you with a love that's deep, wide, and stronger than life itself. May God give you the courage to always follow Him joyfully, today and all your days. Go with God.

Wonder Ink[®]

Faith begins with wonder.

**Try for
FREE**



WonderInk.org

DAVID COOK™
transforming lives together



Thank you for downloading this digital product from David C Cook! We hope you and your ministry benefit from this content, and we encourage you to share it with others.

All David C Cook digital product is protected by copyright laws and is intended for non-commercial use only.

All rights reserved. Except for brief excerpts for review purposes, no part of this book may be reproduced or used in any form without written permission from the publisher.

The graphic circle C logo is a registered trademark of David C Cook.

Your use is subject to the End User License Agreement (“EULA”) and any additional terms or restrictions that may accompany the product. Digital products cannot be returned, sold, or relicensed.

Read the full text of the **David C Cook End User License Agreement** at: <https://davidccook.org/eula/>

If you have any concerns or questions, please contact us at: <http://davidccook.org/contact/>

Thank You!