



WISE UP

SERIES OVERVIEW

The world is noisy. More voices compete for kids' attention than ever before. So how can we help them learn to decipher the wisdom of heaven from the counterfeit wisdom of earth?

By opening the pages of Scripture, God's wisdom is at our fingertips! The book of Proverbs opens a window to His divine wisdom. During this series, the kids you lead will gaze through that window with you, and the wisdom of God will cut through the noise. Through the ancient words, God will show kids how to walk in His ways now. He will show them how to wise up!

WISE UP SCOPE AND SEQUENCE

Lesson Title	Scripture	Wonder Truth	Word of Wonder
Wisdom Comes from God	Proverbs 1	God Is the Source of Wisdom *Wisdom Comes from God	Take hold of my words with all your heart. Keep my commands, and you will live. Get wisdom, and get understanding. Don't forget my words or turn away from them. —Proverbs 4:4b–5
Seeking God's Wisdom	Proverbs 2	God Gives Wisdom When We Need It	
God Guides Our Paths	Proverbs 3	God's Wisdom Guides Our Paths	
Words of Wisdom	Proverbs 8	God Wants Us to Listen to Wisdom	

*Early Childhood

SERIES INVITATION

Sometimes I feel exhausted after scrolling through my phone. Do you ever feel that way? The world is a swirling tempest of competing values, ideas, and suggestions. So many images. So many messages. All shouting, “Look at me! Look at me!”

Along the way, you might encounter all manner of slick characters. Mr. Pride with his pomp and bluster. Ms. Greed with her measuring stick. Mr. Smooth-talker. Ms. Glossy-finish. “Look at me! Look at me!”


How can we find the right path? How can we distinguish true wisdom from the many counterfeits, parodies, and empty promises?

“Take hold of my words with all your heart. Keep my commands, and you will live. Get wisdom, and get understanding. Don’t forget my words or turn away from them” (Proverbs 4:4b–5). God doesn’t leave us without an anchor in the storm. The anchor is His Word. God is the source of wisdom, and He isn’t stingy with it. He delights in giving wisdom to those who seek Him. He delights in guiding our paths when we listen to Him.

This series is an opportunity to seek wisdom with your whole heart and to point kids to the true source of wisdom, goodness, beauty, and strength. Wisdom is out there, standing tall enough to be found amongst the counterfeits. Are you ready to wise up?

—**Michael Rade**

Care & Support Ministry Assistant; Itinerant Preacher
Contributor to Wonder Ink



Published by David C Cook
4050 Lee Vance Drive
Colorado Springs, CO 80918 U.S.A.

Integrity Music Limited, a Division of David C Cook
Brighton, East Sussex BN1 2RE, England

The graphic circle C logo is a registered trademark of David C Cook.
Wonder Ink is a registered trademark of David C Cook.

All rights reserved. Permission is granted to reproduce all of the Wonder Ink resources for ministry purposes only. Use is subject to the End User License Agreement ("EULA") and any additional terms or restrictions that may accompany the product. Read the full text of the David C Cook End User License Agreement at: <https://davidccook.org/eula/>. Digital products cannot be returned, sold, or relicensed. If you have any concerns or questions, please contact us at: <http://davidccook.org/contact/>.

All Scripture quotations, unless otherwise indicated, are taken from the Holy Bible, New International Reader's Version®, NIV® Copyright © 1995, 1996, 1998, 2014 by Biblica, Inc.™ Used by permission of Zondervan. All rights reserved worldwide. www.zondervan.com.

Scripture quotations marked (NIV) are taken from the Holy Bible, New International Version™, NIV™ Copyright © 1973, 1978, 1984, 2011 by Biblica, Inc. Used with permission. All rights reserved worldwide. www.biblica.com.

Spotify® is a trademark of Spotify AB. All rights reserved worldwide.

© 2024 David C Cook

First Edition 2024

DAVID  COOK™

LESSON 1**WISDOM COMES FROM GOD****LESSON AT A GLANCE**

WONDER TRUTH: God Is the Source of Wisdom

SCRIPTURE: Proverbs 1

GOD'S BIG STORY: God, who's the source of all wisdom, calls us to live wisely. In the book of Proverbs, God invites us to become wise, to learn His ways, and to walk in His ways.

WORD OF WONDER: Take hold of my words with all your heart. Keep my commands, and you will live. Get wisdom, and get understanding. Don't forget my words or turn away from them. —Proverbs 4:4b–5

CURIOSITY 15 minutes • Large Group or Small Group

An object lesson, experiment, or activity that sparks curiosity, encourages exploration, and gets kids thinking about the wonder of God.

- Welcome Question: How would you explain the word *wisdom* to a friend?
- Curiosity Questions
- Object Lesson: Coin Flip Wisdom
- Declaring God's Wonder

**BELIEF 25–35 minutes • Large Group**

A deep and interactive dive into Scripture that guides kids into knowing God more deeply, exploring His big story, and marveling at His wonder.

- Prayer of Invitation
- God's Big Story: Hear It, Watch It, Experience It!
- Connecting the Wonder Truth
- In Awe of God's Wonder
- Word of Wonder: Proverbs 4:4b–5

FAITH 15 minutes • Small Group

An intentional conversation that helps kids see the wonder of God's story and how it connects to their own, emboldening their faith and fostering a deeper understanding of their place in God's kingdom.

- Word of Wonder Activity
- Discussion Questions for Younger and Older Kids
- Small Group Prayer Time

IDENTITY 10 minutes • Large Group or Small Group

An interactive worship response activity that creates space for God to remind kids of these core truths: I am known, I am loved, I am led, and my life can tell of God's wonder.

- Responding in Worship: What Wisdom Looks Like
- Blessing Your Kids

Wonder@Home™

Designed for families to engage in the wonder of God together at home. This resource includes a video, worship playlists, activities, and more!

INVITATION

We invite you to pause, listen, and shift your gaze toward the Father ...

LESSON AT A GLANCE

WONDER TRUTH: God Is the Source of Wisdom

SCRIPTURE: Proverbs 1

WONDER TRUTH: Proverbs 4:4b–5

Read Proverbs 1:20–23. These words give me hope. In a world swirling with loud ideas, unfiltered thoughts, and countless suggestions, the search for wisdom can feel daunting. But wisdom isn't locked away in a safety deposit box somewhere. It's not carrying on in the VIP lounge of some exclusive club. No, it's "out in the open" (Proverbs 1:20). It's available. It's ours if we'll take it.

It begins with God Himself. "The fear of the LORD is the beginning of knowledge" (Proverbs 1:7, NIV). God is a giver. When we seek Him with reverence and respect, He delights in giving us knowledge and understanding to act rightly. He doesn't dangle the carrot just to yank it away.

Do you believe that? I do, but sometimes I forget. Sometimes I think wisdom means using fancier words, listening to better podcasts, or quoting song lyrics I don't really understand. (Shh, don't tell anyone!) But wisdom actually means a deep, abiding fellowship with God. It comes through prayerful obedience. A life marinated in God's Word. God is the source of wisdom!

So, what kind of life are you leading? Is it a life that acknowledges God—a life of awe and wonder? Wisdom is out there, not tucked away in some back alley. It's ours if we'll take it. Time to wise up!

—**Michael Rade**

Care & Support Ministry Assistant; Itinerant Preacher
Contributor to Wonder Ink

DID YOU KNOW?

FOUNDATION BUILDING BLOCKS

WHO?

Most of the book of Proverbs is attributed to King Solomon, David's son (Proverbs 1:1). When God appeared to Solomon and told him to ask for anything he wished, Solomon asked for wisdom, which God was glad to give (1 Kings 3:1–15). These proverbs express that wisdom.

WHAT?

Proverbs is written “for gaining wisdom and instruction” (Proverbs 1:2, NIV). It says that all knowledge and wisdom begin with “fear of the LORD” (Proverbs 1:7, NIV), or as the NIV puts it, “respect for the LORD.” Everything good and wise comes from God.

WHERE?

These proverbs address the youth—especially young men—living in the land of Israel. The instructions are written from a father to a son, but a mother is sometimes included as well (Proverbs 23:22–25). This wisdom came from the royal courts of Israel, where Solomon ruled.

WHEN?

Solomon might have lived in the 900s BC. His proverbs fit with the structure and content of wisdom literature from the ancient Near East. There are similar collections of sayings from Egypt and Mesopotamia.

CONNECTING TO GOD'S BIG STORY

If all wisdom comes from the one true God, we expect God's Son to be a revealer of wisdom. Sure enough, the words of Jesus in Matthew 11:19 led many early Christians to view Him as the embodiment of God's wisdom (compare 1 Corinthians 1:24).

Large Group or Small Group

Spark curiosity, encourage exploration, and get kids thinking about the wonder of God.

LESSON AT A GLANCE

WONDER TRUTH: God Is the Source of Wisdom

SCRIPTURE: Proverbs 1

WORD OF WONDER: Proverbs 4:4b-5

Series Bumper Video

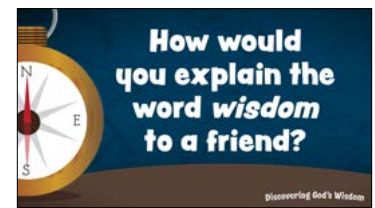
Introduce kids to the series by playing the [Wise Up Series Bumper Video](#).

Welcome Question

SUPPLIES: paper, colored pencils, whiteboard (optional), dry-erase marker (optional)

Wonder Ink RESOURCES: Wisdom Welcome Question Slide

Before kids arrive, display the Wisdom Welcome Question Slide, or write the following question on a whiteboard: “How would you explain the word *wisdom* to a friend?” Set out sheets of paper and colored pencils.



As kids arrive ...

Warmly welcome kids by name. Show them the Welcome Question and, as time allows, help them formulate their answers to the question by explaining the word *wisdom* to you. Have kids draw what *wisdom* looks like to them. Then encourage kids to share their answers with at least one other person. If you have younger kids, read the question for them.

Use one of the countdown videos provided and then show it every week two minutes before your official start time.

At your start time ...

Kids love the affirmation of being welcomed by adults who know and care about them. This affirmation helps kids feel more comfortable participating, and you are reflecting who Jesus is. Have kids share their answers to the Welcome Question: **How would you explain the word *wisdom* to a friend?**

Leader Tip: When asking kids for definitions, don't judge what kids say. Instead of telling one kid, “Good answer” and not commenting when another kid tries to define a word, simply say, “Thank you” to all kids who risk answering aloud.

Wisdom is a word that isn't used a lot, so let me tell you how I'd explain it to my friend: Wisdom—godly wisdom—is knowledge and understanding that comes only from God as the Creator of all order in the world. It lets us make good and honorable decisions. It helps us act in right ways. But before we explore more about wisdom, it's time to be curious!

Curiosity Questions

Pose the following “I’m curious” questions. Say “I’m curious ...” before each question and give kids a chance to think about and answer each one. After each question, consider having kids share their ideas with a neighbor before you call on one or two of them to share with the group.

I'm curious ...

- **Would you rather be the wisest person in the world or the richest person in the world? Why?**
- **If all wisdom comes from God, and He wants us to make wise choices, why do you think He doesn't just give us a rule book telling us exactly what to do in every situation?**

Object Lesson: Coin Flip Wisdom

SUPPLIES: coin

Wonder Ink RESOURCES: Coin Flip Wisdom Slide, Wisdom Wonder Truth Slide

Display the Coin Flip Wisdom Slide. Ask kids to stand at the opposite side of the room, facing you. Then explain that kids can come give you a high five—but how they move will be determined by a coin flip.



We are going to play a game where the goal is to get across the room and give me a high five. Sounds easy; but there is a catch: How you move across the room will be determined by a coin flip. With each flip, I'll give you two options for moving. For instance, if it's heads, you might take two hops forward or turn to your right. If it's tails, you'll take two hops backward or turn to your left. Expect a few collisions with each other or a wall, so let's move carefully!

For each flip of the coin, switch up how kids move: hopping, skipping, taking baby steps, etc. If kids get close to you, redirect them with the movement option that distances them from you. Eventually, stop manipulating the process and allow one or more kids to give you a high five.

Display the Wisdom Wonder Truth Slide. **That took forever, and here's why: We let a bit of chance decide where you went and how far you got. We can leave our decisions in life up to chance or figure out what to do on our own, or we can include God and His wisdom in the mix. Today's Wonder Truth is **GOD IS THE SOURCE OF WISDOM**, so it's always best to include Him in our decisions! Let's explore that further now.**



Declaring God's Wonder

Wonder Ink RESOURCES: Wisdom Declaration Slide

Display the Wisdom Declaration Slide. Read each line boldly and invite kids to repeat after you.

Thank You, God, that You are good! (Kids repeat.)

You made me on purpose, for a purpose. (Kids repeat.)

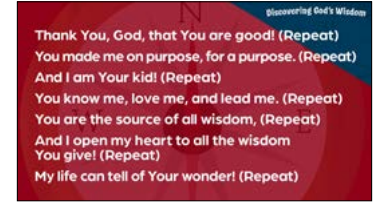
And I am Your kid! (Kids repeat.)

You know me, love me, and lead me. (Kids repeat.)

You are the source of all wisdom, (Kids repeat.)

And I open my heart to all the wisdom You give! (Kids repeat.)

My life can tell of Your wonder! (Kids repeat.)



Large Group

Guide kids into knowing God, exploring His big story, and marveling at His wonder.

LESSON AT A GLANCE

WONDER TRUTH: God Is the Source of Wisdom

SCRIPTURE: Proverbs 1

WORD OF WONDER: Proverbs 4:4b–5

Prayer of Invitation

Before entering into God’s big story, lead kids in a prayer of invitation. Use the prayer here or your own words: **God, our lives are full of choices. We want to please You, so help us know what the wise thing is to do at all times, and in all ways. We love You! In Jesus’ name, Amen.**

God’s Big Story

Hear It, Watch It, Experience It!

This lesson includes three opportunities for your kids to enter the story—each one reinforces the others! **HEAR** it read directly from the Bible. **WATCH** it in a video. **EXPERIENCE** it through the live script.



SUPPLIES: Bibles (1 per kid)

Wonder Ink RESOURCES: Wisdom Title Slide, [Wisdom Comes from God God’s Big Story Video](#)

Display the Wisdom Title Slide. **Let’s start by reading part of God’s big story directly from the Bible. Afterward, we will watch and experience more of the story!** Explain that Proverbs is near the very middle of their Bibles, following Psalms, and is packed with wise, godly advice. Help kids find Proverbs 1. Ask them to follow along in their Bibles or just listen as you read aloud some of that wise advice. Read Proverbs 1:1–9, 20–23 aloud. Then do one or both of the following:

- View the [Wisdom Comes from God God’s Big Story Video](#)
- Use the following Wisdom Comes from God Experience It! Script

Leader Tip: Proverbs 1:7 is often translated with the words “fear of the Lord.” The underlying word for fear can convey more than simple terror; it can also mean awe and reverence. There’s perhaps room for any of these interpretations, but be sure to help kids see that they don’t need to be scared of God, their loving heavenly Father.

LESSON 1 WISDOM COMES FROM GOD

EXPERIENCE IT! SCRIPT

SUPPLIES: Bible, cardstock, scissors (prep only), pen or marker (prep only), backpack, tape, whiteboard or posterboard, dry-erase marker or marker, adventurer costume (optional), treasure-hunt themed decorations (optional)

Wonder Ink RESOURCES: Wise Up Treasure Hunting Club Slide, Bible Books Sheets, Compass Sheet

Ahead of time, print the Bible Books Sheets on cardstock and cut along the dotted lines. Print the Compass Sheet back-to-back onto cardstock and tear into five pieces—the main piece with the word *Proverbs* on it, and four other pieces. On the back of the four other pieces, write one of the following numbers and its corresponding word or Bible reference:

1. Solomon, 2. Proverbs 1:3, 3. Proverbs 1:8–9, 4. Proverbs 1:7.

Next, pack a backpack with the Bible, tape, the cutouts from the Bible Books Sheets, and the top piece of the Compass Sheet with the word *Proverbs* on it. Set up a place where you and the kids will work out clues, whether that's a whiteboard or posterboard taped to a wall.

Fold each of the four remaining compass pieces so the number faces out, and hide them around the large group space in easy-to-spot places. Consider dressing as an adventurer and decorating your space to reflect a treasure-hunting vibe.



Leader Tip: If your ministry is large, consider enlarging the Compass Sheet image or using it as a base for creating a larger-scale image of the compass.

Display the Wise Up Treasure Hunting Club Slide. **Hey there, everyone! Welcome to the Wise Up Treasure Hunting Club! I can't wait to get started, and I'm going to need your help. You see, this club isn't about finding gold and jewels and ancient artifacts. We're searching for something much harder to get our hands on: wisdom. Anyone know what wisdom is?** Pause to allow answers. **Good thoughts! Wisdom is knowledge and understanding that allows us to make good and honorable decisions and to act rightly. The kind of wisdom we're searching for comes from someone in particular: God. He is the creator of all order in the world, and knowledge comes from Him!**

What book helps us learn more about God? Pause to allow answers, and take the Bible out of the backpack. **The Bible!** Flip through the pages as you explain: **The Bible is a collection of all kinds of writings that are organized into books that tell one big story. Let's see ... Ah! Maybe this will help.**

Move to the board. Write *The Bible* at the top of the board and draw an outline of a giant book. Take the book pictures and tape out of the backpack.



The Bible is made up of all kinds of writings. Some of the books of the Bible are called historical, which means they tell a true story about the world and God’s people. Tape the Historical books to the board, under the title of *The Bible*. **Other books of the Bible are called prophecy, which means they tell the words of people who proclaimed a message from God.** Tape the Prophecy books to the board. **The Bible also contains laws, letters, poetry, and praise songs.** Tape up each set of books as you name them.

There’s another kind of writing found in the Bible, and those are the wisdom books. Tape the Wisdom books to the board. **Books of wisdom teach people what it means to be wise. These books use poetry and short, meaningful statements called proverbs to help explain God’s wisdom and what it means to live in a way that pleases God. One well-known book of wisdom in the Bible is the book of Proverbs.**

Reach into backpack to grab the Proverbs books, then act surprised when all you find is a scrap of paper with the word *Proverbs* on it.

Friends ... we’ve got a problem. This isn’t the right picture. It’s ripped! We’ve got to find the other pieces of this page. Use your hands to make binoculars. **Now scan the room to look for any pieces of paper that might belong to our missing picture. Once you’ve found one, quietly point to it.**

Invite the kids to look for the four missing pieces. Choose four volunteers to retrieve the pieces and bring them to you. Then open the paper marked with the number one and show the kids the word *Solomon* written on it.

Ah! These are all clues to help us understand more about the wisdom book of Proverbs! King David’s son Solomon wrote some of the book of Proverbs. Solomon was the king of Israel and one of the wisest people to ever live. Do you know how he became wise? Allow kids to respond. **He knew God is the source of wisdom—that all knowledge and good judgment come from Him. So, Solomon asked God to give him wisdom instead of riches or long life, and God did! Solomon used his wisdom to lead Israel, and he wrote down wise proverbs so we can learn about God’s wisdom too!**

Tape the piece marked with the number one to the Proverbs piece, fitting them together like a puzzle. Then unfold the paper marked with the number two and show the kids the Bible reference.

This second clue says, “Proverbs 1:3.” Let’s look it up! Look up and read Proverbs 1:3 directly from the Bible. **The words of these proverbs help us understand what is good and how to avoid making foolish decisions. They help us live God’s way.**

Tape the piece marked with the number two to the Proverbs piece, fitting them together like a puzzle. Unfold the paper marked with the number three and show the kids the Bible reference.

This next clue says, “Proverbs 1:8–9.” Let’s look it up! Look up and read Proverbs 1:8–9. **This proverb also tells us that we should listen to advice from our parents or the people in charge of us. This isn’t always the case, but grownups usually have experience to share and want what’s best for us. If our parents teach us good and godly things and we listen, it’s like a crown on our heads or necklace around our necks!**

Tape the piece marked with the number three to the Proverbs piece, fitting them together like a puzzle. Unfold the last paper marked with the number four and show the kids the Bible reference.

This last clue says, “Proverbs 1:7.” Let’s look it up! Hold your Bible open to Proverbs 1:7. **Even though Solomon was a wise man, he knew wisdom didn’t come from himself. Listen to what He says: “If you really want to gain knowledge, you must begin by having respect for the LORD. But foolish people hate wisdom and instruction”** (Proverbs 1:7).

Leader Tip: Proverbs 1:7 from the New International Reader’s Version is included in this Experience It! Script. Feel free to read it directly from the script or from your own Bible.

We shouldn’t listen to anyone who wants us to do bad things or those who are in a hurry to sin, or do wrong things, themselves. Instead, we can listen to the voice of wisdom. Solomon imagines wisdom like a woman who is calling out all over a city, inviting everyone to leave foolish ways and come learn the wise ways of the Lord. If we ignore God’s wisdom for too long, we face the consequences of our foolish choices.

Tape the piece marked with the number four to the Proverbs piece, fitting them together like a puzzle.

Hey! There’s a picture on the back of all these pieces. Wanna see it? Flip the completed picture over and together read the Wonder Truth phrase: **God is the source of wisdom! All wisdom begins with God! He made the whole world and everything good in it. When we respect God and live His way, we are off to a good start! Only a foolish person would reject learning from God; people who are wise know that we should go to Him first.**

God invites us to become wise, to learn His ways, and to walk in His ways. As we explore Proverbs, we can remind ourselves to go to God for wisdom and understanding. God is the source of wisdom!

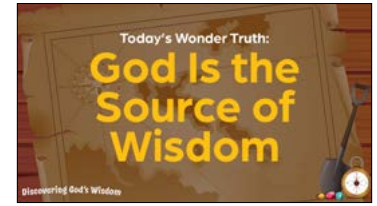
Connecting the Wonder Truth

Wonder Ink RESOURCES: Wisdom Wonder Truth Slide

Display the Wisdom Wonder Truth Slide. Pose the following question to kids to help them connect the Wonder Truth to God’s big story:

Our Wonder Truth today is **GOD IS THE SOURCE OF WISDOM. Where did you see our Wonder Truth in the story?** Allow kids to answer freely.

All wisdom comes from the one true God! That means Jesus—who is God—shows us what wisdom looks like! Jesus said, “By wise actions wisdom is shown to be right” (Matthew 11:19). Jesus’ words and actions show us that wisdom is always good and right!



In Awe of God’s Wonder

Spend a few moments allowing kids to think about the wonder of God’s story, ask questions, and simply be in awe of Him!

God is the source of all wisdom, and He shares that wisdom in lots of ways. He speaks wisdom through the Bible, through wise people who know and love Him, and through the leading of the Holy Spirit.

What has God done that shows His wisdom? Give kids about 20–30 seconds to think quietly before encouraging kids to share.

If you have trouble deciding the right thing to do, who besides God and your parents might you ask for advice? Why that person? Encourage kids to think quietly and then share their thoughts with a neighbor. After they’ve shared with neighbors, invite several kids to share their answers with the larger group.

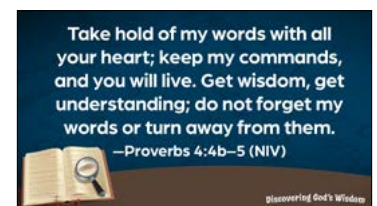
Word of Wonder

SUPPLIES: Bibles (1 per kid)

Wonder Ink RESOURCES: Word of Wonder Slide

Our Word of Wonder is Proverbs 4:4b–5. God is the source of wisdom and, in this passage, He tells us how to grab hold of that wisdom and live in a way that pleases Him. Let’s read our Word of Wonder together!

Show the Word of Wonder Slide on the screen, and then have kids open their Bibles to Proverbs 4:4b–5. (Explain that the “b” simply means we are starting at the second half of verse 4.) The words they’ll read are meant for each person in the room, so have kids pair up, facing one another. In each pair, the kid who’s oldest will read along with you first as his partner listens. Then read the passage aloud again, this time with the other partner joining you.



Leader Tip: For Younger Kids. If you have younger children or insecure readers, they can simply hold their Bibles, facing their partners, as those comfortable reading aloud do so.

For an optional discussion, gather kids to talk about these questions:

- **What do you think it means to take hold of God's words with all your heart? What might that look and sound like?**
- **God is the source of wisdom, and He offers it to us. What gets in the way of your knowing and remembering God's wise commands?**

Small Group

Help kids see the wonder of God's story and how it connects to their own story.

LESSON AT A GLANCE

WONDER TRUTH: God Is the Source of Wisdom

SCRIPTURE: Proverbs 1

WORD OF WONDER: Proverbs 4:4b-5

Divide your group into smaller groups based on age. If your group is already small, stay together for this time.

Word of Wonder Activity

SUPPLIES: Bibles (1 per kid)

Wonder Ink RESOURCES: Word of Wonder Slide

Display the Word of Wonder Slide. Ask kids to open their Bibles and read Proverbs 4:4b-5 with you. (Explain that the “b” simply means we are starting at the second half of verse 4.) Now, invite kids to stand and practice repeating each sentence or phrase of the Word of Wonder while facing a different direction. Kids will say the first sentence or phrase while facing you, then rotate a quarter turn to the right, where they'll say the second sentence or phrase. Another quarter turn so they're facing away from you, and they'll say the third sentence or phrase; then another quarter turn to say the fourth. Then, they'll face you again and start over. Make several more cycles, and then slowly speed up reading the lines together to send kids spinning more quickly.

Break up the passage as follows:

Take hold of my words with all your heart. / Keep my commands, and you will live. / Get wisdom, and get understanding. / Don't forget my words or turn away from them.

Proverbs 4:4b-5 (NIRV)

Take hold of my words with all your heart; / keep my commands, and you will live. / Get wisdom, get understanding; / do not forget my words or turn away from them.

Proverbs 4:4b-5 (NIV)



Make It Inclusive!

Children with limited mobility may find it difficult to turn in a circle. Instead, ask that they point toward the directions you indicate.

Which of this passage's four parts stands out to you as the most interesting or important? Why?

WORD OF WONDER

Take hold of my words with all your heart;
keep my commands, and you will live. Get wisdom,
get understanding; do not forget my words or
turn away from them.

—Proverbs 4:4b–5 (NIV)

Take hold of my words with all your heart.
Keep my commands, and you will live. Get wisdom,
and get understanding. Don't forget my words or
turn away from them.

—Proverbs 4:4b–5 (NIRV)

Questions: Younger Kids

- **The book of Proverbs is what kind of writing?** (wisdom writing) **Where does wisdom come from?**
- **Solomon says that these proverbs “lead to what is right and honest and fair”** (Proverbs 1:3). **What do you think is the first step in seeking wisdom?**
- **Why do you think keeping God's commands is so important?**
- **Why is wisdom so important? What does it do for us?**
- **When was a time you didn't follow wisdom at home or school? What happened?**
- **When was a time you used wisdom? What happened?**

God is the source of wisdom. The Holy Spirit helps us to see God's wisdom in the Bible, in how people who love God live, and in wise words from others. Let's thank God for helping us grow in wisdom!

Prayer Time: Younger Kids

Invite kids to form a circle and share prayer requests and praises. Explain that, together, you'll pray for each person in the circle. Walk around the outside of the circle, pausing behind each child and saying, "God, thank You for helping ____ (insert name) grow in wisdom." When you've gone around the circle, close with a prayer of praise for God's goodness.

WORD OF WONDER

Take hold of my words with all your heart;
keep my commands, and you will live. Get wisdom,
get understanding; do not forget my words or
turn away from them.

—Proverbs 4:4b–5 (NIV)

Take hold of my words with all your heart.
Keep my commands, and you will live. Get wisdom,
and get understanding. Don't forget my words or
turn away from them.

—Proverbs 4:4b–5 (NIRV)

Questions: Older Kids

- Solomon says that these proverbs, “lead to what is right and honest and fair” (Proverbs 1:3). What do you think is the first step in seeking wisdom?
- Where does wisdom come from? What do you think the difference is between wisdom and understanding?
- Why is wisdom so important? How does it change how we live?
- What did you learn about God and His wisdom from Proverbs 1?
- What are ways you could get wisdom and understanding?
- When was a time you turned away from wisdom or a piece of advice, and you later regretted it?

God is the source of wisdom, which means all wisdom begins with God and comes from God. The Holy Spirit helps us see God's wisdom in the Bible, in how people who love God live, and in wise words from others. Let's thank God for helping us grow in wisdom!

Prayer Time: Older Kids

Invite kids to form a circle and share prayer requests and praises. Explain that, together, you'll pray for each person in the circle. Walk around the outside of the circle, pausing behind each child and saying, “God, thank You for helping ____ (insert name) grow in wisdom.” When you've gone around the circle, close with a prayer of praise for God's goodness.

Large Group or Small Group

Create space for God to remind kids they are known, loved, led, and their lives can tell of God's wonder.

LESSON AT A GLANCE

WONDER TRUTH: God Is the Source of Wisdom

SCRIPTURE: Proverbs 1

WORD OF WONDER: Proverbs 4:4b-5

Responding in Worship: What Wisdom Looks Like

SUPPLIES: paper or cardstock (1 sheet per kid), scissors (prep only), drawing utensils, tables (4, optional)

Wonder Ink RESOURCES: Responding in Worship Slide, Wisdom Cards Sheet, [Wise Up Elementary Spotify playlist](#) (optional)

Before you begin this activity, print the Wisdom Cards Sheet onto paper or cardstock, one copy per kid. Cut apart the cards, and separate each of the different types of cards into four stacks. Set out tables in different parts of the room, or simply designate four different spaces to serve as worship stations. Place one set of cards and drawing utensils at each station.

Display the Responding in Worship Slide. Gather kids together.

We honor God when we don't just hear His wise words, but we also live by them. God invites us to become wise as we follow Him. He is the source of all wisdom! There are four stations set up in our room. You will find Wisdom Cards at each station. Written on each card is a proverb—something wise and true from God's Word. When you arrive at a station, read a Wisdom Card and then draw on the card what it looks like to live out that wisdom at school, at home, while playing sports—wherever the Holy Spirit brings to your mind. Then, take the card with you when you go to another station; any cards you draw on are yours to keep. You don't have to go to all the stations—just visit them as you feel led and as time allows. If you have trouble reading the proverb, ask an older friend to read it to you. Allow kids time to visit the Wisdom Card stations.



For reference, here are the proverbs that are printed on the Wisdom Cards:

Card 1: A person with a bad temper stirs up conflict. But a person who is patient calms things down.
—Proverbs 15:18

Card 2: Walk with wise people and become wise. —Proverbs 13:20

Card 3: Kind words are like honey. —Proverbs 16:24

Card 4: Trust in the LORD with all your heart. —Proverbs 3:5

Leader Tip: Consider playing music in the background during this worship response time. Fade the music 60 seconds before you expect kids to return from the stations as a signal it's time to wrap up.

When kids gather back together, suggest they quietly sort through their cards and place the one on top that is most important to them. Then, as kids hold their cards, pray that God will give them (and you) wisdom to know how to live in a way that pleases and honors Him.

Instruct kids to place their cards in their Bibles or pockets to help the cards make it home.

Blessing Your Kids

Wonder Ink RESOURCES: Wisdom Blessing Slide

Display the Wisdom Blessing Slide. Speak this blessing over your kids, as a group or as individuals. If you bless kids individually, insert each name into the blessing.

Blessing: May our loving God, who is the source of all true wisdom, make you wise in all you think, say, and do, today and all the days of your life.



LESSON 1**WISDOM COMES FROM GOD****LESSON AT A GLANCE**

WONDER TRUTH: Wisdom Comes from God

SCRIPTURE: Proverbs 1


GOD'S BIG STORY: God—the source of all wisdom—calls us to live wisely. In the book of Proverbs, God invites us to become wise, to learn His ways, and to walk in His ways.

WORD OF WONDER: Listen to God's words and do not turn from them. —from Proverbs 4:5

CURIOSITY 15–20 minutes

Four options for interactive hands-on activities to help kids begin thinking about the wonder of God.

- Play Stations:
 - Create an Owl
 - Compass
 - Wisdom Comes from God Coloring Sheet
- Curiosity Activity: Change Directions
- Puppet Intro and Curiosity Questions
- Declaring God's Wonder

**BELIEF 20 minutes**

A deep and interactive dive into Scripture that guides kids into knowing God more deeply, exploring His big story, and marveling at His wonder.

- Prayer of Invitation and Worship
- God's Big Story
- Connecting the Wonder Truth
- Word of Wonder: Proverbs 4:5

FAITH 15–20 minutes

An intentional interactive discussion that helps kids discover the wonder of God's story and how it connects to their own.

- Circle Time: True Direction
- Craft: Owl Puppet
- Game: Wise or Unwise Advice

IDENTITY 15–20 minutes

An interactive worship response activity that creates space for God to remind kids of these core truths: I am known, I am loved, I am led, and my life can tell of God's wonder.

- Responding in Worship: Wisdom Wheel
- Prayer and Blessing
- Closing Game: Follow the Compass

Wonder@Home™

Designed for families to engage in the wonder of God together at home. This resource includes a video, worship playlists, activities, and more!



LESSON 1 FOR LEADERS

INVITATION

We invite you to pause, listen, and shift your gaze toward the Father ...

LESSON AT A GLANCE

WONDER TRUTH: Wisdom Comes from God

SCRIPTURE: Proverbs 1

WORD OF WONDER: From Proverbs 4:5

Read Proverbs 1:20–23. These words give me hope. In a world swirling with loud ideas, unfiltered thoughts, and countless suggestions, the search for wisdom can feel daunting. But wisdom isn't locked away in a safety deposit box somewhere. It's not carrying on in the VIP lounge of some exclusive club. No, it's "out in the open" (Proverbs 1:20). It's available. It's ours if we'll take it.

It begins with God Himself. "The fear of the LORD is the beginning of knowledge" (Proverbs 1:7, NIV). God is a giver. When we seek Him with reverence and respect, He delights in giving us knowledge and understanding to act rightly. He doesn't dangle the carrot just to yank it away.

Do you believe that? I do, but sometimes I forget. Sometimes I think wisdom means using fancier words, listening to better podcasts, or quoting song lyrics I don't really understand. (Shh, don't tell anyone!) But wisdom actually means a deep, abiding fellowship with God. It comes through prayerful obedience. A life marinated in God's Word. God is the source of wisdom!

So, what kind of life are you leading? Is it a life that acknowledges God—a life of awe and wonder? Wisdom is out there, not tucked away in some back alley. It's ours if we'll take it. Time to wise up!

—Michael Rade

Care & Support Ministry Assistant; Itinerant Preacher
Contributor to Wonder Ink

DID YOU KNOW?

FOUNDATION BUILDING BLOCKS

WHO?

Most of the book of Proverbs is attributed to King Solomon, David's son (Proverbs 1:1). When God appeared to Solomon and told him to ask for anything he wished, Solomon asked for wisdom, which God was glad to give (1 Kings 3:1–15). These proverbs express that wisdom.

WHAT?

Proverbs is written “for gaining wisdom and instruction” (Proverbs 1:2, NIV). It says that all knowledge and wisdom begin with “fear of the LORD” (Proverbs 1:7, NIV), or as the NIV puts it, “respect for the LORD.” Everything good and wise comes from God.

WHERE?

These proverbs address the youth—especially young men—living in the land of Israel. The instructions are written from a father to a son, but a mother is sometimes included as well (Proverbs 23:22–25). This wisdom came from the royal courts of Israel, where Solomon ruled.

WHEN?

Solomon might have lived in the 900s BC. His proverbs fit with the structure and content of wisdom literature from the ancient Near East. There are similar collections of sayings from Egypt and Mesopotamia.

CONNECTING TO GOD'S BIG STORY

If all wisdom comes from the one true God, we expect God's Son to be a revealer of wisdom. Sure enough, the words of Jesus in Matthew 11:19 led many early Christians to view Him as the embodiment of God's wisdom (compare 1 Corinthians 1:24).



LESSON 1 EARLY CHILDHOOD

Spark curiosity, encourage exploration, and get kids thinking about the wonder of God.

LESSON AT A GLANCE

WONDER TRUTH: Wisdom Comes from God
SCRIPTURE: Proverbs 1
WORD OF WONDER: From Proverbs 4:5

Play Stations

SUPPLIES: play dough, feathers, googly eyes, scissors (prep only), marker, paper (4 sheets), tape, paper plates (1 per kid), brads (1 per kid), coloring utensils

Wonder Ink RESOURCES: Compass Arrow Sheet (1 per 4 kids), Coloring Sheet (1 per kid)

Greet kids warmly as they arrive and briefly explain the play stations. Invite them to play at any of the play stations.

Welcome to church! While we're getting ready to start, you can play at any of these stations to help get ready for our lesson today. Do you have any ideas of what we'll be learning about today?

Play Station: Create an Owl

Set-up: Set out play dough and owl-creating supplies such as feathers and googly eyes.

Play: Encourage kids to create owls using the play dough. Discuss with them what an owl looks like. Comment that owls have big eyes and lots of feathers. Encourage kids to use the feathers and googly eyes to add to their owls.



Play Station: Compass

Set-up: Before kids arrive, print the Compass Arrow Sheet on cardstock and cut out the arrows. Place an arrow, paper plate, and brad at each seat. Write "NORTH," "SOUTH," "EAST," and "WEST" on separate sheets of paper and hang each one on a wall of the room. (Set aside supplies, which will be used later.)

Play: Direct each kid to create a compass by attaching the arrow to the center of the paper plate, using a brad. Help them write "N," "S," "E," and "W" in the appropriate spots on their compass to indicate the cardinal directions. Encourage kids to spin the arrow on their compass and find the wall with the corresponding direction.



Play Station: Wisdom Comes from God Coloring Sheet

Set-up: Print one copy per kid of the Coloring Sheet. Set out the Coloring Sheets and coloring utensils.



Play: Let the kids color. The kids can also turn the sheet over and draw a picture of a compass. Use a compass app to show each direction.

Curiosity Activity: Change Directions

Gather kids in a line standing shoulder to shoulder. **We're going to see if you can get from one side to the other side. The catch is that I will give you directions, and you will move according to my directions.**

Read the directions at random, trying to ensure the kids don't make it to the other side of the room.

- Take two steps to the left.
- Take one step forward.
- Take three steps to the right.
- Take two steps backward.
- Spin around three times.
- Take five steps forward.
- Take two steps to the right.
- Take four steps backward.
- Take three steps forward.
- Take two steps backward.

It might take forever for you all to reach the other side of the room! You took direction from me, the leader of the game. Sometimes in life we make our own decisions instead of listening to God or wise leaders. Sometimes we leave our decisions up to chance or try to just figure something out. Sometimes we listen to our friends or people who aren't wise. We'll learn today about the One we should listen to and seek for direction in life. We should seek God's wisdom because He is the source of wisdom. Today's Wonder Truth is **WISDOM COMES FROM GOD. It's always wise to include Him in our choices.**

Puppet Intro and Curiosity Questions

SUPPLIES: compass

Wonder Ink RESOURCES: Tac the Cat Picture or puppet

For this section, you can use the cat picture provided, or a stuffed animal cat, or a cat hand puppet.

Introduce the kids to Tac, the curious cat.

Leader: Hi, Tac! What do you have there?

Tac the Cat: I have a compass!

Leader: I see. That's interesting. We have some compasses too. What are you going to do with your compass?

Tac the Cat: Well, I'm hoping it can give me some direction. You see, I don't know what to do with my friend, and I heard that a compass could give me direction.

Leader: Hmm. I see. I'm not sure a compass is what you need. But can you tell me more about your problem with your friend?



Tac the Cat: Sure! My friend wants me to come over and play tomorrow. But my mom said that I needed to pick up all my toys before going to my friend's house. I don't really want to pick my toys up. It's a lot! And my friend said my mom would probably just forget about it, so I could sneak out and go to his house without picking up my toys.

Leader: I see. Sounds like you have a decision to make! And it sounds like you have the option to be wise in this situation.

Tac the Cat: Yep! That's why I have this compass. So maybe it could tell me what I'm supposed to do.

Leader: Well, a compass isn't going to help you in this case. A compass tells you what direction you're moving: north, south, east, or west. You need a way to know which direction to go or what choice to make in this situation. You need some wisdom!

Tac the Cat: Yeah! That sounds more like it. If I can't get wisdom from this compass, where do I find it?

Leader: The Bible tells us that wisdom comes from God. He is the best source of wisdom, and we can become wise by reading His Word and following Him.

Tac the Cat: Oh, I see. So the Bible is like a compass because it shows us what is right and wrong.

Leader: Exactly! Let's see if our friends know what you should do in your situation with your friend.

(Turn to kids and allow them to give Tac advice.)

Tac the Cat: You know what? I think I need to go home and pick up my toys! I'll see you later!

Have you ever been curious about something? Let's take a moment and think: Would you rather be wise or rich? Allow the kids to respond. **Why do you think God wants us to be wise?** Allow the kids to respond. **We all see and hear things that make us curious. Did you ever stop to think about how God gives us wisdom?**

Today's Wonder Truth is WISDOM COMES FROM GOD. Today we'll discover how wisdom comes from God!

Declaring God's Wonder

Wonder Ink RESOURCES: Early Childhood Declaration Video or Slide

Optional: Show the Declaration Video or Declaration Slide and encourage the kids to say the statements and do the motions with you.

Let's say these words together.

Thank You, God, that You made me! (Kids repeat.)

Make prayer hands, then point up to God and to yourself.

And I am Your kid! (Kids repeat.)

Put your hands on your hips.

Jesus loves me so much; (Kids repeat.)

Spread your arms out wide to your side one at a time, then pull them in for a hug around your chest.

His love for me is big. (Kids repeat.)

Hold your arms up high and wide above your head.

The Holy Spirit leads me, (Kids repeat.)

Bring your arms down from the sky, making a path in front of you.

And I can follow You. (Kids repeat.)

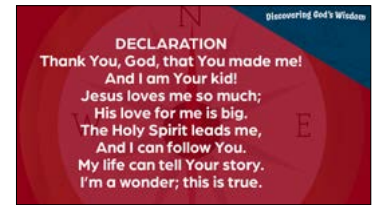
March in place like you're following the leader.

My life can tell Your story. (Kids repeat.)

Hold your hands in front of you like an open book.

I'm a wonder; this is true. (Kids repeat.)

Put your hands up, shaking your fingers, celebrating ("praise hands").





Curiosity

Belief

Faith

Identity

LESSON 1 EARLY CHILDHOOD

Guide kids into knowing God, exploring His big story, and marveling at His wonder.

LESSON AT A GLANCE

WONDER TRUTH: Wisdom Comes from God

SCRIPTURE: Proverbs 1

WORD OF WONDER: From Proverbs 4:5

Prayer of Invitation

Before entering into God's big story, lead kids in a prayer of invitation. Use the prayer here or your own words: **God, thank You for bringing us here today. Help us listen closely to hear from You and how You give us wisdom. Thank You for giving us the Holy Spirit to guide us closer to You. In Jesus' name, Amen.**

Worship

Wonder Ink RESOURCES: songs from the [Wise Up Early Childhood Spotify playlist](#)

Today we'll learn about how wisdom comes from God. Let's sing together about God giving us wisdom!

Play songs from the [Wise Up Early Childhood Spotify playlist](#) and encourage the kids to sing and dance as they praise God.

God's Big Story

SUPPLIES: Bible

Hold up a Bible and show the kids. Tell them today's story comes from the book of Proverbs in the Bible. Open a Bible and show them where the story is found.

Bible Time Rhyme

Say the Bible time rhyme (with motions) each week before the Bible story to remind kids that what they're about to hear is part of God's big story.

I open my Bible and what do I see? (*Hands together then opening palms up, like opening a book.*)

God's big story, waiting for me! (*Point to yourself.*)

Let's hear part of God's big story, which comes from the book of Proverbs in the Bible.

Read the God's Big Story Script provided or read Proverbs 1:1–9, 20–23 from the Bible.

GOD'S BIG STORY SCRIPT

SUPPLIES: Bible, cardstock, scissors (prep only), treasure box or backpack, tape

Wonder Ink RESOURCES: [God's Big Story Video](#), Wisdom Puzzle Sheet

Ahead of time, print the Wisdom Puzzle Sheet onto cardstock and cut apart the pieces. Put the pieces into a treasure box or backpack. Gather kids in a circle and bring the treasure box or backpack with the puzzle pieces inside.

Today we're going to go on a treasure hunt! I've collected clues about the treasure and put them in my special box (or bag). Let's see what the clues are ...



As you pull each puzzle piece out, encourage kids to identify what the picture is and how they think it might relate to wisdom. Use the notes below to elaborate on each puzzle piece and to prompt discussion. The puzzle pieces are as follows:

- King Solomon (crown). Say: **King Solomon, David's son, was one of the wisest men to ever live. God gave him wisdom. He wrote part of the Bible in a book called Proverbs.**
- Wisdom can help us live God's way (thumbs-up). Say: **Wisdom can help us understand what is good and help us avoid making silly decisions. Wisdom is knowledge and understanding that comes from God.**
- We can listen to advice from people in charge of us (adults). Say: **We should be careful whom we listen to for advice. We know that we can listen to wise people in our lives, such as our parents, people in charge of us, and most importantly God.**
- We can become wise by learning God's ways (Bible). Say: **When we take time to know God and learn His ways, our lives will change, and we can live the way He tells us to live. The Bible tells us about God and how He wants us to live.**
- **The book of Proverbs teaches us about wisdom** (person/emoji with a thinking face, hand on chin). Say: **The Bible teaches us many things, and Proverbs is a book in the Bible that teaches a lot about wisdom. Proverbs teaches us that God is the source of wisdom and we can come to Him for wisdom.**
- God is the best source of wisdom (lightbulb). Say: **Wisdom will always come from God. God is wise and all-knowing.**

Can you help me put this puzzle together? There is a special message on the back. Allow kids to fit the pieces and tape them together. Turn the puzzle over and read the Wonder Truth aloud from the back of the puzzle: **WISDOM COMES FROM GOD.**

[VIEW THE GOD'S BIG STORY VIDEO](#)



Connecting the Wonder Truth

Ask the following question to kids to help them connect the Wonder Truth to God’s big story:

Our Wonder Truth today is **WISDOM COMES FROM GOD. Where did you see our Wonder Truth happen in the story?** Allow kids to answer freely.

All wisdom comes from God, and Jesus—God’s Son—reveals His wisdom to the world. Wisdom is found in knowing Jesus. When we know and follow Him, we know God’s wisdom and truth.

Word of Wonder

SUPPLIES: paper direction signs (from Play Station)

Wonder Ink RESOURCES: Wise Up Word of Wonder Slide

Today’s Word of Wonder comes from Proverbs, where we find many examples of how we can become wise. We know that wisdom comes from God, and God’s Word—the Bible—is one way we can know God’s wisdom. Let’s say our verse together.



WORD OF WONDER

Listen to God’s words and do not turn from them.

—from Proverbs 4:5

Encourage the kids to do the motions and say the verse with you using the actions below.

- **LISTEN TO**—Point to ears.
- **GOD’S WORDS**—Point up.
- **AND DO NOT**—Shake your head.
- **TURN FROM THEM.**—Look behind you.
- **FROM PROVERBS 4:5**—Hold your hands together in front, palms together, as if opening a book.

Now you’ll take direction from me as you say the verse in different ways. I’ll point to a direction in the room, and you’ll walk in that direction while saying the verse in different ways. Refer to the signs from the Play Stations. Say “North,” “South,” “East,” or “West” and encourage the kids to walk in the direction you call out while saying the verse in a variety of voices:

- loud voice
- quiet voice
- squeaky voice
- growling voice
- sad voice
- happy voice

Great job saying our Word of Wonder today! Let’s say it together one more time as a group. Lead kids in saying the verse together.

Gather kids to discuss these questions:

- **Where can we find God’s words? (the Bible)**
- **What does it mean to listen to God’s words? Is that easy for you?**



Curiosity

Belief

Faith

Identity

LESSON 1 EARLY CHILDHOOD

Help kids see the wonder of God's story and how it connects to their own story.

LESSON AT A GLANCE

WONDER TRUTH: Wisdom Comes from God

SCRIPTURE: Proverbs 1

WORD OF WONDER: From Proverbs 4:5

Circle Time: True Direction

SUPPLIES: paper compass (reuse from Play Station) or game spinner

Gather the kids into a circle and have them sit down. Get the paper compass from the Play Station or use a game spinner. **Today we've learned that wisdom comes from God. Sometimes we can become distracted and look to other people for wisdom. But God is the best source of wisdom, and we can find His wisdom in the Bible.**

Let's play a game using a compass. Do you know what a compass is? Allow the kids to respond. **A compass tells direction. If you're hiking and get lost, it can tell you which way to go. In life, God gives us direction and wisdom and shows us where to go. Let's play a game with a pretend compass. You'll spin the arrow, and when it stops spinning, we'll see where the arrow is pointing. If it points to you and you want to answer a question, raise your hand.**

Spin the arrow on the paper compass and allow kids to volunteer to answer a question. Continue playing until all discussion questions have been answered.

DISCUSSION QUESTIONS

- **What does the book of Proverbs teach us about?** (wisdom)
- **What is wisdom?** (knowledge and understanding from God)
- **Whom does wisdom come from?** (God)
- **Who was one of the wisest men to ever live?** (King Solomon)
- **Who can give us good advice?** (parents, people in charge of us, God)
- **How can we become wise?** (knowing God, learning God's ways, living the way God shows us to in His Word)
- **What do you need God's wisdom for this week?**

Leader Tip: Sometimes it can be challenging for kids to apply biblical truth to real life. Be ready to model this application for them by sharing simple examples from your own life or other examples that you know are relevant to your kids to illustrate seeking God for wisdom and receiving wisdom from the Bible.

Sometimes it can be hard to make wise choices, especially when those around us might be telling us to do something different. It's important to check our choices to see if they are wise. We know that our wisdom comes from God. Let's talk to God now in prayer!

Invite kids to share prayer requests and praises and to pray for each other. Some kids may not be comfortable praying out loud. That's OK! Encourage them to pray silently and to thank God for giving us wisdom.

Craft: Owl Puppet

SUPPLIES: brown lunch bags (1 per kid), glue sticks, coloring utensils, kid-safe scissors (1 per kid), googly eyes (optional, 2 per kid)

Wonder Ink RESOURCES: Owl Puppet (1 per kid)

Ahead of time, print one Owl Puppet for each kid.

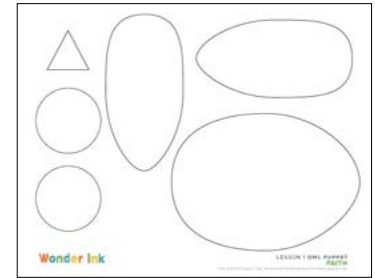
Have you ever seen an owl? Allow kids to respond. **What are some things you know about owls?** Allow kids to respond. Use the following facts to encourage conversation:

- Owls are nocturnal (awake at night).
- Owls can move around in the dark.
- Owls can turn their heads almost all the way around.
- Owls cannot move their eyes—only their heads.
- Owls make many sounds—not just hooting.

Owls are amazing creatures that God made! Did you also know that owls are sometimes considered symbols of wisdom or learning? Owls may represent wisdom to some people, but we know God is the true source of wisdom. God is all-knowing! Let's make an owl puppet as we think about God's wisdom.

Hand out the owl pictures to the kids and have them use coloring utensils to begin coloring the owls. As kids finish, help them cut the pieces apart and glue them to the brown bags. Once kids have created their owls, show them how to put their hands inside the bags and use them like puppets.

Let's say our Word of Wonder together using our owl puppets! "Listen to God's words and do not turn from them." —from Proverbs 4:5. Lead kids in using their puppets to say the Word of Wonder. End by encouraging kids to ask God to help them make wise choices this week.



Game: Wise or Unwise Advice

We listen to many people for direction and advice in life—parents, teachers, friends, and maybe coaches, classmates, or teammates. Some people give wise and good advice, and some may give advice that isn't wise or best. It's important to know how to decide whether something is wise or unwise. We know that wisdom comes from God, and we can ask Him for help.

Direct kids to form a line across the room. **Let's practice determining whether advice is wise or not. I will say something, and you can decide whether it's wise advice. If it is wise, you can take one step forward. If it is not wise, then you take a step backward. Ready?**

Use the list below for examples of wise and unwise advice. You can add your own examples to this list as play continues. Remind kids to take one step forward for wise advice and one step backward for unwise advice. **Is it wise or unwise to:**

- **Be kind by sharing your toys?** *(wise)*
- **Obey your parents?** *(wise)*
- **Take someone else's toy?** *(unwise)*
- **Lie to your parents?** *(unwise)*
- **Tell the truth?** *(wise)*
- **Laugh when someone falls down?** *(unwise)*
- **Help someone up when he falls down?** *(wise)*



Curiosity

Belief

Faith

Identity

LESSON 1 EARLY CHILDHOOD

Create space for God to remind kids they are known, loved, led, and their lives can tell of God's wonder.

LESSON AT A GLANCE

WONDER TRUTH: Wisdom Comes from God

SCRIPTURE: Proverbs 1

WORD OF WONDER: From Proverbs 4:5

Responding in Worship: Wisdom Wheel

SUPPLIES: scissors (prep only), coloring utensils, brads (1 per kid)

Wonder Ink RESOURCES: Wisdom Wheel Sheet (1 per kid)

Ahead of time, print a Wisdom Wheel Sheet for each kid and cut out the wheels. Give each kid a picture, a brad, and coloring utensils. **Look at your circle. It has three sections on it. What pictures do you see?** Allow kids to respond. Continue until kids have identified the three sections of the wheel: a brain, a Bible, and kids being kind. Encourage kids to color each section as it is identified.



These are three ways God invites us to become wise: knowing God, reading the Bible, and living the way God shows us. Let's put our wheel together. Direct kids to put the cover of the wheel on top and connect it using a brad. Give assistance to kids as needed.

Share which of these three ways of becoming wise might be the hardest for you: knowing God, learning God's ways from the Bible, or living the way God wants. Look at your wheel and turn the top so only that one picture is showing. If kids are hesitant, offer further explanation for each section and offer your own choice.

We are all learning how to become wise, and we know that wisdom comes from God. Take a minute to quietly talk to God and ask Him to give you wisdom in the area you chose on your wheel this week. Allow kids time to quietly pray and ask God for wisdom.

Prayer and Blessing

After the kids finish their activity, pray with them, thanking God for giving us wisdom in every situation—big or small.

God, thank You for always being with us. Help us become wise and use the wisdom that You give us in everything we do—big or small. Thank You for Your gift of wisdom. In Jesus' name, Amen.

Encourage the kids to hold their hands out in front of them, with palms up, as if their hands were open to receive something. Tell them to listen and receive the blessing as you speak it over them.

Blessing: May our loving God, who gives us true wisdom, make you wise in all you say, think, and do.

Closing Game: Follow the Compass

SUPPLIES: paper compass (from Play Station), paper direction signs (from Play Station), compass (real or phone app)

Use the paper compass (from the Play Station) or another compass (real or phone app) to determine in which direction kids will move.

Let's play a game to see how well you can follow directions! I will spin the compass, and whatever direction the arrow is pointing, you'll move in that direction following my instructions.

Point out the direction signs used in Play Stations and Word of Wonder. Spin the compass and tell kids to take a specific number of steps in that direction. Examples: five steps to the north, two steps east, six steps west, etc. Play several rounds.

Leader Tip: Consider adding to this game by giving the kids instructions on how they will move the specified number of steps in the specified direction (crawling, hopping, walking backward, etc.).

LESSON 1

WISDOM COMES FROM GOD

LESSON AT A GLANCE

WONDER TRUTH: Wisdom Comes from God

SCRIPTURE: Proverbs 1

GOD'S BIG STORY: God—the source of all wisdom—calls us to live wisely. In the book of Proverbs, God invites us to become wise, to learn His ways, and to walk in His ways.

Activity: Create an Owl

Activity: Treasure Play

Worship

God's Big Story

Prayer and Blessing

Activity: Follow Directions

Wonder@Home™

Designed for families to engage in the wonder of God together at home. This resource includes a video, worship playlists, activities, and more!

Activity: Create an Owl

SUPPLIES: play dough, feathers, googly eyes

Greet the kids warmly and welcome them to church.

Ahead of time, print the Wisdom Toddler Puzzle Sheet and cut out the puzzle pieces.

Welcome! I'm so glad you're here today! We are going to have so much fun learning about wisdom.

Set out play dough, feathers, and googly eyes.

Encourage kids to create an owl using the play dough. Encourage them to use the feathers and googly eyes to add to their owls. It's OK if their owls don't look realistic. Allow them to be creative and use their imaginations.

Let's make an owl. Do you know what kind of animal an owl is? Allow kids to respond. **An owl is a special kind of bird. Owls have feathers. Can you add some feathers to your owl?** Show kids how to add feathers to their play dough owls. **Owls also have eyes, but their eyes do not move. Their heads can move almost all the way around. How far can you move your head?** Encourage kids to try. Give kids googly eyes to add to their owls. **These owls look great! Do you know what sound an owl makes?** Allow kids to respond and encourage kids to make hooting sounds together.



Activity: Treasure Play

SUPPLIES: fake gold, jewels, gems, necklaces; treasure box or bin

Set out the fake treasure and treasure box. Let the kids play with the items and take turns putting them in the treasure box. You can hide the treasure box and let them look for it.

It's fun to pretend to find treasure! Did you know that God's wisdom is more valuable than treasure? The Bible says we can look for God's wisdom, and it is very special. Treasure is special, but God's wisdom—which means knowing and understanding from God—is more special! We'll learn more about it today.

Our Wonder Truth today is WISDOM COMES FROM GOD.

Encourage the kids to do the following motions while you repeat the Wonder Truth. Older toddlers can say the words with you as they do the motions.

WISDOM—Point to side of head/temple.

COMES FROM—Hold hand against forehead as if searching for something.

GOD.—Point up.

Worship

Wonder Ink RESOURCES: songs from the [Wise Up Early Childhood Spotify playlist](#)

Today we're learning that wisdom comes from God.

We'll learn in God's big story how God gives us wisdom for everything we need! Let's sing and thank God for His wisdom!

Play songs from the [Wise Up Early Childhood Spotify playlist](#) and encourage the kids to sing and dance with you.

God's Big Story

SUPPLIES: Bible, scissors (prep only)

Wonder Ink RESOURCES: [God's Big Story Video](#), Wisdom Toddler Puzzle Sheet

Our God's big story today is a great story from the Bible about a person named Solomon. Encourage the kids to say, "Solomon." Let's find out from the Bible what happened to Solomon!

Show the kids the God's Big Story Video, or read the story from the Bible, or use the script provided.



Solomon was a very wise king who wrote the book of Proverbs in the Bible. Let's put a puzzle together to help us learn more about Solomon and his wisdom.

Display one puzzle piece at a time and use the notes below to elaborate on each piece. Ask kids to identify the picture on each piece.

- Wisdom comes from God (Bible): **God uses the Bible to give us His wisdom.**
- Wisdom helps us understand what is good (picture of brain): **We can use wisdom from God to know what is good and right.**
- We can listen to advice from our parents (picture of parents): **Our parents can give us good, wise advice.**
- We can become wise by obeying God (picture of a cross): **When we obey God, we are using wisdom.**

Let's see if we can put this puzzle together! Help kids fit the pieces together to form the puzzle. End the activity by saying the Wonder Truth: **WISDOM COMES FROM GOD.**

Prayer and Blessing

Let's talk to God. Dear God, thank You for being here with us today. Thank You for giving us wisdom. Help us to seek Your wisdom to make good choices. In Jesus' name, Amen.

Encourage the kids to hold their hands out in front of them, with palms up, as if their hands were open to receive something. Tell them to listen and receive the blessing as you speak it over them.

Blessing: May our loving God—who is the source of all wisdom—give you wisdom in all that you do this week.

Activity: Follow Directions

SUPPLIES: colored paper (red, green, yellow, blue; 1 sheet of each color), tape

Before the activity, hang the four colored pieces of paper around the room, one sheet on each wall.

Let's play a game of following directions. I will call out a color, and you will walk in the direction of that color. Show kids the colored papers hanging on the walls. Take time to help kids identify the four colors.

Call out each color and encourage the kids to move in the direction of each color as you call it out.

I gave directions and helped you know where to go in our activity. In our lives, we can listen to God and go to Him for direction because wisdom comes from God! God's words in the Bible help us know what to do. We know that wisdom comes from God!